





2018 Women's JO Nationals

Team Results

May 12-13, 2018

Rank	Gym	Team	Score				
1	Team R1	R1	153.975	38.825 1	38.425 1	38.475 1	38.250 2T
2	Team R7	R7	152.450	38.625 2	37.350 7	37.975 2	38.500 1
3	Team R6	R6	152.075	38.425 4T	37.725 4	37.675 6	38.250 2T
4	Team R4	R4	151.975	38.425 4T	37.750 3	37.900 3	37.900 6
5	Team AS2	AS2	151.650	38.550 3	37.175 8	37.875 4	38.050 4T
6	Team R5	R5	151.325	38.200 7	37.375 6	37.700 5	38.050 4T
7	Team R3	R3	150.800	38.325 6	37.875 2	37.225 7	37.375 8
8	Team R8	R8	150.050	38.150 8	37.575 5	36.600 8	37.725 7