





# 2018 Women's JO Nationals

## Team Results

May 12-13, 2018

Page: 1  
 Printed: 5/13/2018 9:09:47 PM  
 Women / 10 / Junior E  
 Session: 5J

Rank	Gym	Team	Score				
1	Team R5	R5	152.975	38.450 1	38.075 2	38.250 1	38.200 1
2	Team R3	R3	152.100	38.250 2T	37.900 4	37.975 3	37.975 3
3	Team R8	R8	151.575	38.200 4	37.725 5	37.575 8	38.075 2
4	Team AS2	AS2	151.350	37.650 8	38.275 1	37.750 5	37.675 5T
5	Team R1	R1	151.300	38.175 5T	37.950 3	37.650 6	37.525 8
6	Team R7	R7	151.275	38.175 5T	37.650 6	37.600 7	37.850 4
7	Team R4	R4	150.725	38.250 2T	36.900 8	37.900 4	37.675 5T
8	Team R6	R6	150.650	37.750 7	37.300 7	38.000 2	37.600 7