





# 2016 JO Nationals Level 10

## Team Results

May 7-8, 2016

Page: 1  
Printed: 5/11/2016 12:38:49 PM

Women / 10 / JR B  
Session: 2A

Rank	Gym	Team	Score				
1	Team 1	1	153.075	38.375 1	38.125 2	38.525 1	38.050 3
2	Team 3	3	152.050	38.050 2T	37.600 5	38.275 2	38.125 2
3	Team 5	5	151.725	37.450 5	38.175 1	38.200 3	37.900 4
4	Team 7	7	151.300	38.050 2T	37.625 4	37.925 4	37.700 6
5	Team 8	8	150.825	37.375 6	37.800 3	37.475 6	38.175 1
6	Team 4	4	149.850	37.725 4	36.825 7T	37.500 5	37.800 5
7	Team 6	6	148.425	37.225 7	37.150 6	37.025 8	37.025 7
8	Team 2	2	148.275	37.100 8	36.825 7T	37.400 7	36.950 8