

# 2018 Men's National Qualifier

## Meet Results







Jul 14, 2018

Page: 1  
Printed: 7/14/2018 7:57:13 PM

Men / SR

Session: 2







Judge's Signatures

Rank	Num	Name	Gym							AA
1	33	Colin VanWicklen	Cypress	Diff: 5.400	4.400	5.200	5.200	5.400	5.700	
				Exec: 8.500	8.950	8.800	9.500	8.500	8.200	
				ND: -0.100						
				Final: 13.800	13.350	14.000	14.700	13.900	13.900	83.650
				Place: 7T	12	3	1	5	2	1
2	32	*Cameron Bock	Univ Michigan	Diff: 5.600	5.600	5.400	4.800	5.900	5.400	
				Exec: 8.200	8.150	8.300	8.750	8.650	7.600	
				ND: .			-0.100			
				Final: 13.800	13.750	13.700	13.450	14.550	13.000	82.250
				Place: 7T	6T	4T	23	1	4T	2
3	43	Genki Suzuki	Univ Oklahoma	Diff: 5.200	5.400	4.600	4.800	5.100	5.300	
				Exec: 8.450	8.050	8.850	9.200	8.850	8.250	
				ND: .						
				Final: 13.650	13.450	13.450	14.000	13.950	13.550	82.050
				Place: 13	10	6	15	4	3	3
4	76	*Bennet Huang	Univ Iowa	Diff: 5.400	5.600	4.900	4.800	4.800	4.400	
				Exec: 8.400	8.350	8.100	9.250	7.950	8.350	
				ND: .						
				Final: 13.800	13.950	13.000	14.050	12.750	12.750	80.300
				Place: 7T	5	9	13T	16	8	4
5	8	Anthony Stephenson	Univ Nebraska	Diff: 5.600	5.300	3.800	5.200	5.200	4.300	
				Exec: 8.550	8.450	8.650	9.400	8.250	7.650	
				ND: -0.100						
				Final: 14.050	13.750	12.450	14.600	13.450	11.950	80.250
				Place: 2	6T	14T	2*	7*	19T	5
6	37	Gage Dyer	Univ Oklahoma	Diff: 4.900	4.600	3.900	4.800	5.000	5.000	
				Exec: 8.900	8.300	8.450	8.800	8.500	7.400	
				ND: .						
				Final: 13.800	12.900	12.350	13.600	13.500	12.400	78.550
				Place: 7T	14	17T	20	6	14T	6
7	18	Alexei Vernyi	Univ Oklahoma	Diff: 5.500	4.200	4.000	5.200	4.900	4.700	
				Exec: 8.300	7.700	8.850	9.100	8.350	7.700	
				ND: .						
				Final: 13.800	11.900	12.850	14.300	13.250	12.400	78.500
				Place: 7T	24	11T	5*	9	14T	7
8	59	Jacob Moore	Univ Michigan	Diff: 5.600	5.100	4.000	4.800	4.600	4.500	
				Exec: 8.400	6.850	8.000	8.800	8.400	7.900	
				ND: .			-0.300			
				Final: 14.000	11.950	12.000	13.300	13.000	12.400	76.650
				Place: 3T	23	19	24	12	14T	8
9	26	Jake Brodarzon	Univ Iowa	Diff: 5.200	4.000	5.200	4.800	4.900	4.000	
				Exec: 7.750	6.850	8.000	9.050	8.200	8.600	
				ND: .			-0.100			
				Final: 12.950	10.850	13.200	13.750	13.100	12.600	76.450
				Place: 20	30	8	17	11	10T	9
10	24	Seth Delbridge	Ohio State	Diff: 5.100	4.300	4.300	4.800	5.000	5.100	
				Exec: 7.600	8.650	8.100	9.300	7.100	6.850	
				ND: -0.100						
				Final: 12.600	12.950	12.400	14.100	12.100	11.950	76.100
				Place: 21	13	16	11*	23T	19T	10

# 2018 Men's National Qualifier

## Meet Results







Jul 14, 2018

Rank	Num	Name	Gym							AA
11	34	Kyte Crigger	UC Berkeley	Diff: 5.200	4.000	4.200	4.800	4.700	4.400	
				Exec: 8.350	7.000	8.150	9.350	8.150	7.800	
				ND: -0.100						
				Final: 13.450	11.000	12.350	14.150	12.850	12.200	76.000
				Place: 17T	29	17T	10	15	17	11
12	40	Andrew Herrador	Univ Iowa	Diff: 5.000	4.000	4.800	4.400	3.700	5.000	
				Exec: 8.500	7.100	7.000	9.100	8.650	7.650	
				ND:						
				Final: 13.500	11.100	11.800	13.500	12.350	12.650	74.900
				Place: 16	28	21	21T	22	9	12
13	39	Charlie Giles	Univ Nebraska	Diff: 5.000	4.900	3.900	5.200	4.300	3.700	
				Exec: 8.450	7.700	7.300	8.350	8.250	7.500	
				ND:			-0.300			
				Final: 13.450	12.600	11.200	13.250	12.550	11.200	74.250
				Place: 17T	16*	25	25	20	26	13
14	23	Evan Hymanson	Univ Nebraska	Diff: 5.500	4.100	4.400	3.200	5.400	4.500	
				Exec: 6.200	8.150	8.250	9.150	7.300	7.350	
				ND: -0.100						
				Final: 11.600	12.250	12.650	12.350	12.700	11.850	73.400
				Place: 26	20T	13	29	17T	22	14
15	45	Nathan Tsuji	Univ Washington	Diff: 5.100	4.300	4.100	4.400	4.800	3.000	
				Exec: 8.450	7.200	8.350	7.950	7.300	7.850	
				ND:			-0.100			
				Final: 13.550	11.500	12.450	12.250	12.100	10.850	72.700
				Place: 14T	25T	14T	30	23T	27	15
16	46	Mitchell Mandozzi	Univ Iowa	Diff: 4.700	4.000	3.800	4.400	4.500	4.700	
				Exec: 7.450	7.500	7.800	9.350	8.400	6.100	
				ND:			-0.100			
				Final: 12.150	11.500	11.600	13.650	12.900	10.800	72.600
				Place: 23	25T	23	18T	13T	28	16
17	22	*Samuel Mikulak	U.S.O.T.C.	Diff: 5.800	6.200	5.700	0.000	6.600	6.100	
				Exec: 8.800	7.500	9.100	0.000	7.900	8.600	
				ND:						
				Final: 14.600	13.700	14.800	0.000	14.500	14.700	72.300
				Place: 1	9	1	33*	2	1	17
18	97	Reid Ross	Oroville	Diff: 4.500	3.500	3.400	4.000	3.800	3.400	
				Exec: 7.600	5.150	8.100	9.050	6.850	7.900	
				ND:						
				Final: 12.100	8.650	11.500	13.050	10.650	11.300	67.250
				Place: 24T	32	24	26	30	25	18
19	88	Kiwan Watts	ASU	Diff: 0.000	4.900	4.700	4.800	5.200	4.700	
				Exec: 0.000	7.700	8.700	9.600	8.250	7.800	
				ND:						
				Final: 0.000	12.600	13.400	14.400	13.450	12.500	66.350
				Place: 32*	16*	7	4	7*	12T	19
20	14	Trevor Howard	Ohio State	Diff: 0.000	4.000	5.900	5.200	5.700	4.700	
				Exec: 0.000	8.400	8.650	9.100	6.250	7.900	
				ND:						
				Final: 0.000	12.400	14.550	14.300	11.950	12.600	65.800
				Place: 32*	18	2	5*	25	10T	20

# 2018 Men's National Qualifier

## Meet Results







Jul 14, 2018

Rank	Num	Name	Gym							AA
21	15	Kyle King	Univ Nebraska	Diff: 5.300	4.800	0.000	5.200	5.000	4.400	
				Exec: 8.250	7.500	0.000	8.850	7.900	8.100	
				ND: _____	_____	_____	_____	_____	_____	
				Final: 13.550	12.300	0.000	14.050	12.900	12.500	65.300
				Place: 14T	19	30*	13T	13T	12T	21
22	25	Benjamin Bloom	Univ Washington	Diff: 3.900	4.400	4.600	4.800	4.600	5.100	
				Exec: 6.350	6.800	6.300	7.850	5.550	4.650	
				ND: -0.300	_____	_____	_____	_____	_____	
				Final: 9.950	11.200	10.900	12.650	10.150	9.750	64.600
				Place: 30	27	26	27	31	31	22
23	41	Jalon Stephens	Univ Minnesota	Diff: 4.200	0.000	4.800	4.800	4.500	5.100	
				Exec: 7.900	0.000	8.150	9.050	6.600	7.750	
				ND: _____	_____	_____	_____	_____	_____	
				Final: 12.100	0.000	12.950	13.850	11.100	12.850	62.850
				Place: 24T	36*	10	16	29	6T	23
24	44	Matthew Leon	Nova	Diff: 4.000	2.400	3.600	3.200	3.900	2.900	
				Exec: 6.700	8.550	6.450	8.950	7.900	7.850	
				ND: _____	-4.000	_____	_____	_____	_____	
				Final: 10.700	6.950	10.050	12.150	11.800	10.750	62.400
				Place: 28	34	27	31	27	29	24
25	11	Johnny Jacobson	Univ Illinois	Diff: 4.800	0.000	4.700	4.800	5.200	4.000	
				Exec: 8.400	0.000	8.150	9.300	6.050	6.700	
				ND: _____	_____	_____	_____	_____	_____	
				Final: 13.200	0.000	12.850	14.100	11.250	10.700	62.100
				Place: 19	36*	11T	11*	28	30	25
26	94	Nick Smiley	St. Charles	Diff: 4.800	0.000	3.900	4.800	4.200	2.600	
				Exec: 7.600	0.000	7.750	8.800	8.200	4.450	
				ND: _____	_____	_____	-0.100	_____	_____	
				Final: 12.400	0.000	11.650	13.500	12.400	7.050	57.000
				Place: 22	36*	22	21T	21	32	26
27	36	Kanji Oyama	U.S.O.T.C.	Diff: 5.800	5.100	0.000	5.200	5.700	0.000	
				Exec: 8.100	7.050	0.000	9.400	8.350	0.000	
				ND: _____	_____	_____	_____	_____	_____	
				Final: 13.900	12.150	0.000	14.600	14.050	0.000	54.700
				Place: 5	22	30*	2*	3	34*	27
28	16	Tanner Justus	Univ Oklahoma	Diff: 5.400	4.800	0.000	5.200	0.000	4.300	
				Exec: 8.600	7.950	0.000	9.200	0.000	8.550	
				ND: _____	_____	_____	-0.100	_____	_____	
				Final: 14.000	12.750	0.000	14.300	0.000	12.850	53.900
				Place: 3T	15	30*	5T	33*	6T	28
29	98	Sebastian Quiana	Univ Illinois	Diff: 5.500	0.000	0.000	4.800	4.400	4.600	
				Exec: 8.250	0.000	0.000	9.400	7.450	7.350	
				ND: _____	_____	_____	_____	_____	_____	
				Final: 13.750	0.000	0.000	14.200	11.850	11.950	51.750
				Place: 12	36*	30*	8T	26	19T	29
30	42	William Jeffreys	Ohio State	Diff: 5.300	0.000	4.500	4.400	0.000	5.000	
				Exec: 8.550	0.000	7.350	9.250	0.000	6.350	
				ND: _____	_____	_____	_____	_____	_____	
				Final: 13.850	0.000	11.850	13.650	0.000	11.350	50.700
				Place: 6	36*	20	18T	33*	24	30

# 2018 Men's National Qualifier

## Meet Results

Jul 14, 2018

Rank	Num	Name	Gym							AA
31	92	Joel Kovacs	Lake Murray	Diff: 2.000	3.600	3.000	3.200	2.800	2.200	
				Exec: 8.600	3.700	6.400	8.800	5.250	8.200	
				ND: -6.000					-4.500	
				Final: 4.600	7.300	9.400	12.000	8.050	5.900	47.250
				Place: 31	33	28	32	32	33	31
32	96	Tyler Schaal	Universal	Diff: 4.600	3.400	6.100	5.200	0.000	0.000	
				Exec: 6.500	7.400	7.600	9.100	0.000	0.000	
				ND: -	-4.000	-	-0.100	-	-	
				Final: 11.100	6.800	13.700	14.200	0.000	0.000	45.800
				Place: 27	35	4T	8T	33*	34*	32
33	48	Adrian De Los Angeles	U.S.O.T.C.	Diff: 0.000	5.400	0.000	0.000	4.700	5.000	
				Exec: 0.000	8.350	0.000	0.000	8.300	8.000	
				ND: -	-	-	-	-0.300	-	
				Final: 0.000	13.750	0.000	0.000	12.700	13.000	39.450
				Place: 32*	6T	30*	33*	17T	4T	33
34	3	*Donothan Bailey	U.S.O.T.C.	Diff: 0.000	6.200	0.000	0.000	5.700	5.700	
				Exec: 0.000	8.250	0.000	0.000	7.500	5.850	
				ND: -	-	-	-	-	-	
				Final: 0.000	14.450	0.000	0.000	13.200	11.550	39.200
				Place: 32*	1	30*	33*	10	23	34
35	19	Ellis Mannon	Univ Minnesota	Diff: 0.000	5.900	0.000	0.000	5.300	4.500	
				Exec: 0.000	8.450	0.000	0.000	7.350	7.650	
				ND: -	-	-	-	-	-	
				Final: 0.000	14.350	0.000	0.000	12.650	12.150	39.150
				Place: 32*	3T	30*	33*	19	18	35
36	38	Cameron Edwards-Rea	SoCal United	Diff: 4.300	0.000	3.400	4.800	0.000	0.000	
				Exec: 6.200	0.000	5.300	7.750	0.000	0.000	
				ND: -	-	-	-	-	-	
				Final: 10.500	0.000	8.700	12.550	0.000	0.000	31.750
				Place: 29	36*	29	28	33*	34*	36
37	65	Brandon Ngai	Univ Illinois	Diff: 0.000	5.800	0.000	0.000	0.000	0.000	
				Exec: 0.000	8.600	0.000	0.000	0.000	0.000	
				ND: -	-	-	-	-	-	
				Final: 0.000	14.400	0.000	0.000	0.000	0.000	14.400
				Place: 32*	2	30*	33*	33*	34*	37
38	6	*Stephen Nedoroscik	Penn State	Diff: 0.000	5.500	0.000	0.000	0.000	0.000	
				Exec: 0.000	8.850	0.000	0.000	0.000	0.000	
				ND: -	-	-	-	-	-	
				Final: 0.000	14.350	0.000	0.000	0.000	0.000	14.350
				Place: 32*	3T	30*	33*	33*	34*	38
39	47	Michael Paradise	Univ Illinois	Diff: 0.000	5.300	0.000	0.000	0.000	0.000	
				Exec: 0.000	8.100	0.000	0.000	0.000	0.000	
				ND: -	-	-	-	-	-	
				Final: 0.000	13.400	0.000	0.000	0.000	0.000	13.400
				Place: 32*	11	30*	33*	33*	34*	39
40	35	Jared Danek	Technique	Diff: 0.000	4.600	0.000	0.000	0.000	0.000	
				Exec: 0.000	7.650	0.000	0.000	0.000	0.000	
				ND: -	-	-	-	-	-	
				Final: 0.000	12.250	0.000	0.000	0.000	0.000	12.250
				Place: 32*	20T	30*	33*	33*	34*	40







# 2018 Men's National Qualifier

## Meet Results

Jul 14, 2018

Page: 5  
Printed: 7/14/2018 7:57:13 PM

Men / SR  
Session: 2

Rank	Num	Name	Gym							AA
41	95	Michael Sloat	Univ Washington	Diff: 0.000	4.100	0.000	0.000	0.000	0.000	
				Exec: 0.000	5.700	0.000	0.000	0.000	0.000	
				ND:						
				Final:	0.000	9.800	0.000	0.000	0.000	9.800
				Place:	32*	31	30*	33*	34*	41