

2013 Men's National Qualifier

Meet Results







Jul 13-14, 2013

Page: 1
Printed: 7/13/2013 8:29:37 PM

Men / SR

Session: All







Judge's Signatures

| Rank | Num | Name | Gym |  |  |  |  |  |  | AA |
|------|-----|---------------------|---------------------|---|---|---|---|---|---|--------|
| 1 | 41 | * Danell Leyva | Tm Hilton Universal | Diff: 6.100 | 6.400 | 5.800 | 5.600 | 6.700 | 6.900 | |
| | | | | Exec: 8.050 | 6.700 | 8.150 | 9.350 | 8.800 | 8.950 | |
| | | | | ND: -0.500 | | | | | | |
| | | | | Final: 13.650 | 13.100 | 13.950 | 14.950 | 15.500 | 15.850 | 87.000 |
| | | | | Place: 27T | 23 | 14 | 3T | 1 | 1 | 1 |
| 2 | 29 | Donnell Whittenburg | U.S.O.T.C. | Diff: 6.100 | 6.000 | 6.500 | 5.600 | 6.500 | 5.800 | |
| | | | | Exec: 6.700 | 8.550 | 8.600 | 9.050 | 8.300 | 8.900 | |
| | | | | ND: -0.500 | | | -0.100 | | | |
| | | | | Final: 12.300 | 14.550 | 15.100 | 14.550 | 14.800 | 14.700 | 86.000 |
| | | | | Place: 46 | 3T | 1T | 11T | 2 | 7 | 2 |
| 3 | 65 | Chris Turner | Stanford | Diff: 5.300 | 5.800 | 5.700 | 5.200 | 5.700 | 5.100 | |
| | | | | Exec: 8.900 | 8.300 | 8.350 | 9.200 | 8.700 | 8.350 | |
| | | | | ND: | | | | | | |
| | | | | Final: 14.200 | 14.100 | 14.050 | 14.400 | 14.400 | 13.450 | 84.600 |
| | | | | Place: 16T | 7 | 12 | 16* | 3 | 26T | 3 |
| 4 | 75 | Kanji Oyama | Univ of Oklahoma | Diff: 5.900 | 5.100 | 5.500 | 5.200 | 5.200 | 5.100 | |
| | | | | Exec: 8.700 | 8.700 | 7.850 | 9.150 | 8.450 | 9.200 | |
| | | | | ND: | | | | | | |
| | | | | Final: 14.600 | 13.800 | 13.350 | 14.350 | 13.650 | 14.300 | 84.050 |
| | | | | Place: 8 | 13 | 22T | 20T | 13T | 13 | 4 |
| 5 | 2 | Joshua Dixon | U.S.O.T.C. | Diff: 6.100 | 5.500 | 5.400 | 5.600 | 5.900 | 6.200 | |
| | | | | Exec: 8.000 | 8.400 | 8.800 | 8.950 | 5.800 | 9.050 | |
| | | | | ND: -0.300 | | | | | | |
| | | | | Final: 13.800 | 13.900 | 14.200 | 14.550 | 11.700 | 15.250 | 83.400 |
| | | | | Place: 25T | 10T | 7T | 11T | 39 | 2 | 5 |
| 6 | 89 | Donothan Bailey | Cal Berkeley | Diff: 5.800 | 5.600 | 5.300 | 5.200 | 5.800 | 5.600 | |
| | | | | Exec: 8.400 | 8.450 | 8.700 | 8.950 | 7.900 | 7.650 | |
| | | | | ND: | | | | | | |
| | | | | Final: 14.200 | 14.050 | 14.000 | 14.150 | 13.700 | 13.250 | 83.350 |
| | | | | Place: 16T | 8 | 13 | 26 | 11T | 32T | 6 |
| 7 | 40 | Sean Senters | Stanford | Diff: 5.900 | 5.700 | 4.700 | 5.700 | 4.900 | 5.600 | |
| | | | | Exec: 7.550 | 7.600 | 8.600 | 9.400 | 8.700 | 8.900 | |
| | | | | ND: | | | | | | |
| | | | | Final: 13.450 | 13.300 | 13.300 | 15.100 | 13.600 | 14.500 | 83.250 |
| | | | | Place: 32 | 22 | 24T | 1* | 16 | 9 | 7 |
| 8 | 45 | Brian Knott | Stanford | Diff: 5.100 | 5.300 | 4.600 | 5.200 | 6.000 | 5.400 | |
| | | | | Exec: 7.850 | 8.150 | 8.250 | 9.400 | 7.500 | 9.450 | |
| | | | | ND: | | | -0.100 | | | |
| | | | | Final: 12.950 | 13.450 | 12.850 | 14.500 | 13.500 | 14.850 | 82.100 |
| | | | | Place: 37T | 18T | 32 | 13T | 17T | 5T | 8 |
| 9 | 81 | Daniel Steiner | Ohio State | Diff: 6.100 | 4.900 | 5.000 | 5.200 | 5.300 | 5.100 | |
| | | | | Exec: 8.950 | 7.250 | 8.100 | 9.100 | 7.500 | 9.350 | |
| | | | | ND: | | | | | | |
| | | | | Final: 15.050 | 12.150 | 13.100 | 14.300 | 12.800 | 14.450 | 81.850 |
| | | | | Place: 2 | 33T | 27T | 22 | 28 | 10T | 9 |
| 10 | 12 | Joshua Yee | Univ of Oklahoma | Diff: 5.400 | 4.800 | 5.200 | 5.200 | 5.400 | 4.800 | |
| | | | | Exec: 8.900 | 8.750 | 7.550 | 9.400 | 7.700 | 8.500 | |
| | | | | ND: | | | | | | |
| | | | | Final: 14.300 | 13.550 | 12.750 | 14.600 | 13.100 | 13.300 | 81.600 |
| | | | | Place: 12T | 17 | 34 | 10 | 22 | 31 | 10 |

2013 Men's National Qualifier

Meet Results







Jul 13-14, 2013

| Rank | Num | Name | Gym |  |  |  |  |  |  | AA |
|------|-----|-------------------|------------------|---|---|---|---|---|---|--------|
| 11 | 90 | Kevin Baker | Stanford | Diff: 5.400 | 4.300 | 4.500 | 5.200 | 5.400 | 5.300 | |
| | | | | Exec: 8.800 | 7.300 | 8.050 | 9.200 | 8.800 | 8.900 | |
| | | | | ND: _____ | _____ | _____ | _____ | _____ | _____ | |
| | | | | Final: 14.200 | 11.600 | 12.550 | 14.400 | 14.200 | 14.200 | 81.150 |
| | | | | Place: 16T | 43 | 36T | 16* | 4 | 14 | 11 |
| 12 | 95 | Danny Berardini | Univ of Oklahoma | Diff: 5.300 | 3.800 | 5.100 | 4.800 | 5.400 | 5.700 | |
| | | | | Exec: 8.750 | 7.900 | 8.550 | 9.200 | 7.500 | 8.900 | |
| | | | | ND: _____ | _____ | _____ | _____ | _____ | _____ | |
| | | | | Final: 14.050 | 11.700 | 13.650 | 14.000 | 12.900 | 14.600 | 80.900 |
| | | | | Place: 21T | 42 | 20 | 30T | 25T | 8 | 12 |
| 13 | 98 | William Clement | Univ of Oklahoma | Diff: 5.100 | 4.500 | 5.200 | 5.200 | 4.800 | 5.600 | |
| | | | | Exec: 8.100 | 7.550 | 9.000 | 8.800 | 7.850 | 8.850 | |
| | | | | ND: _____ | _____ | _____ | _____ | _____ | _____ | |
| | | | | Final: 13.200 | 12.050 | 14.200 | 14.000 | 12.650 | 14.450 | 80.550 |
| | | | | Place: 35 | 35T | 7* | 30T | 29 | 10T | 13 |
| 14 | 54 | ** Bobby Baker | Aerial | Diff: 5.800 | 4.800 | 5.600 | 5.600 | 5.500 | 5.300 | |
| | | | | Exec: 8.600 | 8.600 | 8.100 | 9.100 | 7.000 | 6.250 | |
| | | | | ND: _____ | _____ | _____ | _____ | _____ | _____ | |
| | | | | Final: 14.400 | 13.400 | 13.700 | 14.700 | 12.500 | 11.550 | 80.250 |
| | | | | Place: 11 | 21 | 18T | 8 | 32 | 48 | 14 |
| 15 | 76 | Daniel Potemski | William & Mary | Diff: 5.500 | 5.300 | 5.200 | 5.200 | 5.000 | 5.000 | |
| | | | | Exec: 7.900 | 7.400 | 9.000 | 9.000 | 6.950 | 8.550 | |
| | | | | ND: -0.100 | _____ | _____ | _____ | _____ | _____ | |
| | | | | Final: 13.300 | 12.700 | 14.200 | 14.200 | 11.950 | 13.550 | 79.900 |
| | | | | Place: 33T | 30 | 7* | 25 | 37 | 25 | 15 |
| 16 | 32 | Craig Hernandez | Penn State | Diff: 5.700 | 6.200 | 5.500 | 4.400 | 5.200 | 5.100 | |
| | | | | Exec: 6.900 | 8.800 | 7.200 | 8.600 | 7.150 | 8.900 | |
| | | | | ND: _____ | _____ | _____ | _____ | _____ | _____ | |
| | | | | Final: 12.600 | 15.000 | 12.700 | 13.000 | 12.350 | 14.000 | 79.650 |
| | | | | Place: 42T | 2 | 35 | 45T | 34 | 17T | 16 |
| 17 | 22 | Kyle Zemeir | Cal Berkeley | Diff: 5.900 | 5.100 | 5.000 | 5.600 | 5.800 | 5.400 | |
| | | | | Exec: 7.800 | 7.100 | 8.700 | 7.700 | 7.400 | 8.050 | |
| | | | | ND: -0.100 | _____ | _____ | -0.100 | _____ | _____ | |
| | | | | Final: 13.600 | 12.200 | 13.700 | 13.200 | 13.200 | 13.450 | 79.350 |
| | | | | Place: 30T | 32 | 18T | 42T | 21 | 26T | 17 |
| 18 | 71 | ** Jordan DeClerk | Aerial | Diff: 4.700 | 4.600 | 5.100 | 4.400 | 4.500 | 4.000 | |
| | | | | Exec: 8.200 | 8.250 | 8.450 | 8.750 | 8.400 | 8.950 | |
| | | | | ND: _____ | _____ | _____ | _____ | _____ | _____ | |
| | | | | Final: 12.900 | 12.850 | 13.550 | 13.150 | 12.900 | 12.950 | 78.300 |
| | | | | Place: 40 | 27 | 21 | 44 | 25T | 37T | 18 |
| 19 | 36 | Sean Johnston | St. Charles | Diff: 5.500 | 4.200 | 4.700 | 5.700 | 4.800 | 4.500 | |
| | | | | Exec: 8.200 | 6.250 | 8.450 | 9.250 | 7.350 | 7.750 | |
| | | | | ND: -0.100 | _____ | _____ | _____ | _____ | _____ | |
| | | | | Final: 13.600 | 10.450 | 13.150 | 14.950 | 12.150 | 12.250 | 76.550 |
| | | | | Place: 30T | 45 | 26 | 3T | 35 | 42T | 19 |
| 20 | 70 | Drew Moling | Ohio State | Diff: 5.500 | 5.200 | 5.400 | 5.600 | 5.800 | 5.500 | |
| | | | | Exec: 6.550 | 6.950 | 7.400 | 9.050 | 6.800 | 6.550 | |
| | | | | ND: _____ | _____ | _____ | _____ | _____ | _____ | |
| | | | | Final: 12.050 | 12.150 | 12.800 | 14.650 | 12.600 | 12.050 | 76.300 |
| | | | | Place: 49 | 33T | 33 | 9 | 30 | 45T | 20 |

2013 Men's National Qualifier

Meet Results







Jul 13-14, 2013

| Rank | Num | Name | Gym |  |  |  |  |  |  | AA |
|------|-----|--------------------|------------------|---|---|---|---|---|---|--------|
| 21 | 28 | Jason Gaides | UIC | Diff: 4.900 | 5.300 | 5.500 | 5.200 | 4.500 | 4.400 | |
| | | | | Exec: 5.750 | 7.500 | 8.250 | 8.550 | 7.600 | 8.450 | |
| | | | | ND: _____ | _____ | _____ | _____ | _____ | _____ | |
| | | | | Final: 10.650 | 12.800 | 13.750 | 13.750 | 12.100 | 12.850 | 75.900 |
| | | | | Place: 52 | 28 | 16T | 33T | 36 | 40 | 21 |
| 22 | 91 | Jeffrey Becker | Cypress Academy | Diff: 5.500 | 5.100 | 4.800 | 4.800 | 4.200 | 4.300 | |
| | | | | Exec: 7.600 | 6.250 | 7.750 | 8.900 | 6.600 | 7.850 | |
| | | | | ND: -0.300 | _____ | _____ | -0.100 | _____ | _____ | |
| | | | | Final: 12.800 | 11.350 | 12.550 | 13.600 | 10.800 | 12.150 | 73.250 |
| | | | | Place: 41 | 44 | 36T | 37 | 46 | 44 | 22 |
| 23 | 18 | Caleb Fishle-Faulk | Champion Gym | Diff: 5.100 | 4.600 | 4.500 | 4.400 | 4.400 | 4.700 | |
| | | | | Exec: 6.150 | 7.400 | 7.350 | 9.000 | 7.000 | 7.550 | |
| | | | | ND: _____ | _____ | _____ | _____ | _____ | _____ | |
| | | | | Final: 11.250 | 12.000 | 11.850 | 13.400 | 11.400 | 12.250 | 72.150 |
| | | | | Place: 51 | 37 | 39 | 39 | 41 | 42T | 23 |
| 24 | 34 | ** Andrew McCabe | Aerial | Diff: 5.000 | 5.000 | 4.900 | 5.200 | 4.100 | 3.300 | |
| | | | | Exec: 8.650 | 8.050 | 8.200 | 7.650 | 4.650 | 7.000 | |
| | | | | ND: _____ | _____ | _____ | -0.300 | _____ | _____ | |
| | | | | Final: 13.650 | 13.050 | 13.100 | 12.550 | 8.750 | 10.300 | 71.400 |
| | | | | Place: 27T | 24 | 27T | 48 | 48 | 49T | 24 |
| 25T | 26 | Matthew Felleman | Penn State | Diff: 5.800 | 5.200 | 5.600 | 5.200 | 0.000 | 5.500 | |
| | | | | Exec: 7.550 | 8.650 | 8.250 | 8.850 | 0.000 | 8.200 | |
| | | | | ND: -0.300 | _____ | _____ | _____ | _____ | _____ | |
| | | | | Final: 13.050 | 13.850 | 13.850 | 14.050 | 0.000 | 13.700 | 68.500 |
| | | | | Place: 36 | 12 | 15 | 28T | 49* | 23 | 25T |
| 25T | 80 | Anthony Stefanelli | Gym Nest | Diff: 5.500 | 2.900 | 3.700 | 5.600 | 4.000 | 3.300 | |
| | | | | Exec: 8.600 | 3.900 | 7.400 | 9.350 | 7.900 | 6.450 | |
| | | | | ND: _____ | _____ | _____ | -0.100 | _____ | _____ | |
| | | | | Final: 14.100 | 6.800 | 11.100 | 14.850 | 11.900 | 9.750 | 68.500 |
| | | | | Place: 20 | 48 | 43 | 5 | 38 | 51 | 25T |
| 27 | 25 | Alex Gaudaur | Sun Devil | Diff: 5.400 | 0.000 | 5.900 | 5.200 | 5.200 | 5.000 | |
| | | | | Exec: 8.350 | 0.000 | 7.050 | 8.650 | 8.500 | 8.450 | |
| | | | | ND: -0.100 | _____ | _____ | -0.100 | _____ | _____ | |
| | | | | Final: 13.650 | 0.000 | 12.950 | 13.750 | 13.700 | 13.450 | 67.500 |
| | | | | Place: 27T | 50* | 31 | 33T | 11T | 26* | 27 |
| 28 | 92 | Lance Alberhasky | Univ of Iowa | Diff: 5.200 | 4.900 | 0.000 | 5.600 | 5.900 | 5.300 | |
| | | | | Exec: 7.750 | 7.850 | 0.000 | 7.850 | 7.350 | 7.500 | |
| | | | | ND: _____ | _____ | _____ | _____ | _____ | _____ | |
| | | | | Final: 12.950 | 12.750 | 0.000 | 13.450 | 13.250 | 12.800 | 65.200 |
| | | | | Place: 37T | 29 | 46* | 38 | 20 | 41 | 28 |
| 29 | 5 | Jonathan Deaton | Stanford | Diff: 5.400 | 3.700 | 0.000 | 5.200 | 4.700 | 5.200 | |
| | | | | Exec: 8.850 | 8.100 | 0.000 | 9.250 | 6.150 | 8.700 | |
| | | | | ND: -0.400 | _____ | _____ | _____ | _____ | _____ | |
| | | | | Final: 13.850 | 11.800 | 0.000 | 14.450 | 10.850 | 13.900 | 64.850 |
| | | | | Place: 24 | 39T | 46* | 15 | 45 | 20 | 29 |
| 30 | 84 | Michael Strathern | Univ of Michigan | Diff: 4.700 | 0.000 | 4.800 | 5.600 | 5.500 | 5.400 | |
| | | | | Exec: 7.850 | 0.000 | 6.600 | 8.450 | 7.050 | 8.450 | |
| | | | | ND: _____ | _____ | _____ | _____ | _____ | _____ | |
| | | | | Final: 12.550 | 0.000 | 11.400 | 14.050 | 12.550 | 13.850 | 64.400 |
| | | | | Place: 44 | 50* | 41 | 28T | 31 | 21 | 30 |

2013 Men's National Qualifier

Meet Results







Jul 13-14, 2013

| Rank | Num | Name | Gym |  |  |  |  |  |  | AA |
|------|-----|------------------|-----------------|---|---|---|---|---|---|--------|
| 31 | 9 | Jamie Corona | Dardano's | Diff: 5.500 | 3.800 | 2.300 | 4.400 | 4.700 | 4.600 | |
| | | | | Exec: 6.600 | 5.950 | 7.000 | 8.950 | 5.950 | 8.500 | |
| | | | | ND: _____ | _____ | -4.000 | _____ | _____ | _____ | |
| | | | | Final: 12.100 | 9.750 | 5.300 | 13.350 | 10.650 | 13.100 | 64.250 |
| | | | | Place: 48 | 47 | 45 | 40 | 47 | 35 | 31 |
| 32 | 63 | Justin Maxwell | Aerial | Diff: 5.500 | 4.600 | 5.800 | 5.200 | 0.000 | 5.000 | |
| | | | | Exec: 7.500 | 7.200 | 7.550 | 7.850 | 0.000 | 8.000 | |
| | | | | ND: -0.600 | _____ | _____ | -0.100 | _____ | _____ | |
| | | | | Final: 12.400 | 11.800 | 13.350 | 12.950 | 0.000 | 13.000 | 63.500 |
| | | | | Place: 45 | 39T | 22T | 47 | 49* | 36 | 32 |
| 33 | 47 | Joel Kovacs | Unaffiliated | Diff: 5.200 | 2.700 | 4.400 | 3.600 | 3.600 | 2.600 | |
| | | | | Exec: 4.800 | 2.900 | 6.000 | 8.650 | 7.350 | 7.700 | |
| | | | | ND: _____ | _____ | _____ | _____ | _____ | _____ | |
| | | | | Final: 10.000 | 5.600 | 10.400 | 12.250 | 10.950 | 10.300 | 59.500 |
| | | | | Place: 53 | 49 | 44 | 50 | 43T | 49T | 33 |
| 34 | 60 | * John Orozco | Tm Hilton USOTC | Diff: 0.000 | 6.600 | 6.400 | 0.000 | 6.800 | 6.000 | |
| | | | | Exec: 0.000 | 7.550 | 8.700 | 0.000 | 7.350 | 9.350 | |
| | | | | ND: _____ | _____ | _____ | _____ | -0.500 | -0.500 | |
| | | | | Final: 0.000 | 14.150 | 15.100 | 0.000 | 13.650 | 14.850 | 57.750 |
| | | | | Place: 55* | 6 | 1T | 51* | 13T | 5T | 34 |
| 35T | 33 | Paul Hichwa | Stanford | Diff: 5.600 | 0.000 | 0.000 | 5.200 | 5.300 | 6.100 | |
| | | | | Exec: 8.550 | 0.000 | 0.000 | 9.200 | 7.550 | 9.000 | |
| | | | | ND: _____ | _____ | _____ | _____ | _____ | _____ | |
| | | | | Final: 14.150 | 0.000 | 0.000 | 14.400 | 12.850 | 15.100 | 56.500 |
| | | | | Place: 19 | 50* | 46* | 16* | 27 | 3 | 35T |
| 35T | 37 | Matthew Loochtan | Univ of Iowa | Diff: 6.100 | 0.000 | 5.700 | 5.200 | 5.300 | 0.000 | |
| | | | | Exec: 8.200 | 0.000 | 8.800 | 9.200 | 8.000 | 0.000 | |
| | | | | ND: _____ | _____ | _____ | _____ | _____ | _____ | |
| | | | | Final: 14.300 | 0.000 | 14.500 | 14.400 | 13.300 | 0.000 | 56.500 |
| | | | | Place: 12T | 50* | 4 | 16* | 19 | 52* | 35T |
| 37 | 14 | * Trevor Howard | Penn State | Diff: 6.300 | 4.700 | 0.000 | 5.600 | 6.000 | 0.000 | |
| | | | | Exec: 8.650 | 7.800 | 0.000 | 9.200 | 7.750 | 0.000 | |
| | | | | ND: _____ | _____ | _____ | _____ | _____ | _____ | |
| | | | | Final: 14.950 | 12.500 | 0.000 | 14.800 | 13.750 | 0.000 | 56.000 |
| | | | | Place: 3 | 31 | 46* | 6 | 10 | 52* | 37 |
| 38 | 69 | Matthew McGrath | Univ of Iowa | Diff: 6.000 | 0.000 | 5.900 | 5.600 | 5.700 | 0.000 | |
| | | | | Exec: 8.750 | 0.000 | 8.250 | 8.900 | 5.500 | 0.000 | |
| | | | | ND: _____ | _____ | _____ | _____ | _____ | _____ | |
| | | | | Final: 14.750 | 0.000 | 14.150 | 14.500 | 11.200 | 0.000 | 54.600 |
| | | | | Place: 5T | 50* | 10 | 13T | 42 | 52* | 38 |
| 39 | 3 | Jack Boyle | Univ of Iowa | Diff: 0.000 | 5.300 | 6.000 | 0.000 | 6.100 | 5.700 | |
| | | | | Exec: 0.000 | 7.650 | 7.750 | 0.000 | 7.400 | 8.450 | |
| | | | | ND: _____ | _____ | _____ | _____ | _____ | _____ | |
| | | | | Final: 0.000 | 12.950 | 13.750 | 0.000 | 13.500 | 14.150 | 54.350 |
| | | | | Place: 55* | 26 | 16T | 51* | 17T | 15T | 39 |
| 40 | 4 | ** Yul Moldauer | 5280 Gym | Diff: 0.000 | 5.700 | 0.000 | 5.600 | 5.800 | 5.100 | |
| | | | | Exec: 0.000 | 7.900 | 0.000 | 8.150 | 8.000 | 8.050 | |
| | | | | ND: _____ | _____ | _____ | -0.100 | _____ | _____ | |
| | | | | Final: 0.000 | 13.600 | 0.000 | 13.650 | 13.800 | 13.150 | 54.200 |
| | | | | Place: 55* | 15T | 46* | 36 | 9 | 34 | 40 |

2013 Men's National Qualifier

Meet Results







Jul 13-14, 2013

| Rank | Num | Name | Gym |  |  |  |  |  |  | AA |
|------|-----|---------------------|------------------|---|---|---|---|---|---|--------|
| 41 | 19 | Mackenzie Dow | Penn State | Diff: 5.700 | 5.500 | 0.000 | 0.000 | 5.700 | 5.100 | |
| | | | | Exec: 8.350 | 8.250 | 0.000 | 0.000 | 7.350 | 8.150 | |
| | | | | ND: _____ | _____ | _____ | _____ | _____ | _____ | |
| | | | | Final: 14.050 | 13.750 | 0.000 | 0.000 | 13.050 | 13.250 | 54.100 |
| | | | | Place: 21T | 14 | 46* | 51* | 23T | 32T | 41 |
| 42 | 20 | Adam Al-Rokh | Unaffiliated | Diff: 0.000 | 5.000 | 5.400 | 5.200 | 4.900 | 0.000 | |
| | | | | Exec: 0.000 | 8.450 | 8.850 | 8.100 | 7.500 | 0.000 | |
| | | | | ND: _____ | _____ | _____ | -0.300 | _____ | _____ | |
| | | | | Final: 0.000 | 13.450 | 14.250 | 13.000 | 12.400 | 0.000 | 53.100 |
| | | | | Place: 55* | 18* | 6 | 45T | 33 | 52* | 42 |
| 43 | 72 | Alexander Nork | Ohio State | Diff: 0.000 | 5.500 | 5.200 | 0.000 | 5.500 | 5.300 | |
| | | | | Exec: 0.000 | 6.400 | 7.800 | 0.000 | 8.650 | 8.100 | |
| | | | | ND: _____ | _____ | _____ | _____ | _____ | _____ | |
| | | | | Final: 0.000 | 11.900 | 13.000 | 0.000 | 14.150 | 13.400 | 52.450 |
| | | | | Place: 55* | 38 | 30 | 51* | 5 | 30 | 43 |
| 44 | 58 | Tyler Evans | Cal Sports | Diff: 5.500 | 0.000 | 0.000 | 5.200 | 4.700 | 5.000 | |
| | | | | Exec: 6.350 | 0.000 | 0.000 | 9.050 | 6.250 | 8.450 | |
| | | | | ND: _____ | _____ | _____ | _____ | _____ | _____ | |
| | | | | Final: 11.850 | 0.000 | 0.000 | 14.250 | 10.950 | 13.450 | 50.500 |
| | | | | Place: 50 | 50* | 46* | 23T | 43T | 26* | 44 |
| 45 | 66 | Alexander Tighe | Temple | Diff: 4.800 | 5.200 | 0.000 | 0.000 | 4.900 | 4.800 | |
| | | | | Exec: 8.500 | 7.800 | 0.000 | 0.000 | 6.700 | 7.150 | |
| | | | | ND: _____ | _____ | _____ | _____ | _____ | _____ | |
| | | | | Final: 13.300 | 13.000 | 0.000 | 0.000 | 11.600 | 11.950 | 49.850 |
| | | | | Place: 33T | 25 | 46* | 51* | 40 | 47 | 45 |
| 46 | 82 | Steven Lacombe | Cal Berkeley | Diff: 6.000 | 0.000 | 6.600 | 5.600 | 0.000 | 0.000 | |
| | | | | Exec: 8.700 | 0.000 | 8.400 | 9.250 | 0.000 | 0.000 | |
| | | | | ND: _____ | _____ | _____ | -0.100 | _____ | _____ | |
| | | | | Final: 14.700 | 0.000 | 15.000 | 14.750 | 0.000 | 0.000 | 44.450 |
| | | | | Place: 7 | 50* | 3 | 7 | 49* | 52* | 46 |
| 47 | 10 | Robert Courter | William & Mary | Diff: 5.800 | 0.000 | 0.000 | 5.700 | 0.000 | 5.100 | |
| | | | | Exec: 8.750 | 0.000 | 0.000 | 9.400 | 0.000 | 8.650 | |
| | | | | ND: _____ | _____ | _____ | _____ | _____ | _____ | |
| | | | | Final: 14.550 | 0.000 | 0.000 | 15.100 | 0.000 | 13.750 | 43.400 |
| | | | | Place: 9 | 50* | 46* | 1* | 49* | 22 | 47 |
| 48 | 78 | Mark Ringle | Univ of Nebraska | Diff: 5.700 | 0.000 | 0.000 | 0.000 | 5.300 | 5.200 | |
| | | | | Exec: 9.050 | 0.000 | 0.000 | 0.000 | 8.550 | 8.950 | |
| | | | | ND: _____ | _____ | _____ | _____ | _____ | _____ | |
| | | | | Final: 14.750 | 0.000 | 0.000 | 0.000 | 13.850 | 14.150 | 42.750 |
| | | | | Place: 5T | 50* | 46* | 51* | 8 | 15T | 48 |
| 49 | 42 | Ian Makowske | Univ of Michigan | Diff: 5.900 | 5.000 | 0.000 | 0.000 | 0.000 | 6.400 | |
| | | | | Exec: 8.350 | 8.450 | 0.000 | 0.000 | 0.000 | 8.550 | |
| | | | | ND: _____ | _____ | _____ | _____ | _____ | _____ | |
| | | | | Final: 14.250 | 13.450 | 0.000 | 0.000 | 0.000 | 14.950 | 42.650 |
| | | | | Place: 14T | 18* | 46* | 51* | 49* | 4 | 49 |
| 50 | 48 | Jeffrey Langenstein | Cal Berkeley | Diff: 6.300 | 0.000 | 5.600 | 5.600 | 0.000 | 0.000 | |
| | | | | Exec: 8.850 | 0.000 | 7.450 | 8.750 | 0.000 | 0.000 | |
| | | | | ND: _____ | _____ | _____ | _____ | _____ | _____ | |
| | | | | Final: 15.150 | 0.000 | 13.050 | 14.350 | 0.000 | 0.000 | 42.550 |
| | | | | Place: 1 | 50* | 29 | 20T | 49* | 52* | 50 |

2013 Men's National Qualifier

Meet Results







Jul 13-14, 2013

| Rank | Num | Name | Gym |  |  |  |  |  |  | AA |
|------|-----|-----------------|-------------------|---|---|---|---|---|---|--------|
| 51 | 49 | * Sean Melton | U.S.O.T.C. | Diff: 0.000 | 5.800 | 0.000 | 0.000 | 5.200 | 4.900 | |
| | | | | Exec: 0.000 | 8.700 | 0.000 | 0.000 | 8.700 | 9.050 | |
| | | | | ND: | | | | | | |
| | | | | Final: 0.000 | 14.500 | 0.000 | 0.000 | 13.900 | 13.950 | 42.350 |
| | | | | Place: 55* | 5 | 46* | 51* | 7 | 19 | 51 |
| 52 | 74 | Eric Schryver | Univ of Nebraska | Diff: 0.000 | 5.800 | 0.000 | 0.000 | 5.100 | 5.200 | |
| | | | | Exec: 0.000 | 8.750 | 0.000 | 0.000 | 8.550 | 8.800 | |
| | | | | ND: | | | | | | |
| | | | | Final: 0.000 | 14.550 | 0.000 | 0.000 | 13.650 | 14.000 | 42.200 |
| | | | | Place: 55* | 3T | 46* | 51* | 13T | 17T | 52 |
| 53 | 38 | Steven Jaciuk | Univ of Minnesota | Diff: 0.000 | 0.000 | 5.400 | 0.000 | 5.300 | 5.900 | |
| | | | | Exec: 0.000 | 0.000 | 8.900 | 0.000 | 7.750 | 8.500 | |
| | | | | ND: | | | | | | |
| | | | | Final: 0.000 | 0.000 | 14.300 | 0.000 | 13.050 | 14.400 | 41.750 |
| | | | | Place: 55* | 50* | 5 | 51* | 23T | 12 | 53 |
| 54 | 17 | Austin Epperson | Univ of Nebraska | Diff: 5.300 | 0.000 | 5.100 | 0.000 | 0.000 | 4.900 | |
| | | | | Exec: 8.500 | 0.000 | 9.000 | 0.000 | 0.000 | 8.700 | |
| | | | | ND: | | | | | | |
| | | | | Final: 13.800 | 0.000 | 14.100 | 0.000 | 0.000 | 13.600 | 41.500 |
| | | | | Place: 25T | 50* | 11 | 51* | 49* | 24 | 54 |
| 55T | 51 | Ethan Lottman | Univ of Nebraska | Diff: 5.400 | 5.200 | 0.000 | 0.000 | 0.000 | 4.200 | |
| | | | | Exec: 8.850 | 8.700 | 0.000 | 0.000 | 0.000 | 8.750 | |
| | | | | ND: | | | | | | |
| | | | | Final: 14.250 | 13.900 | 0.000 | 0.000 | 0.000 | 12.950 | 41.100 |
| | | | | Place: 14T | 10T | 46* | 51* | 49* | 37T | 55T |
| 55T | 23 | Matthew Frey | Univ of Minnesota | Diff: 5.900 | 0.000 | 0.000 | 5.600 | 5.700 | 0.000 | |
| | | | | Exec: 7.050 | 0.000 | 0.000 | 8.500 | 8.350 | 0.000 | |
| | | | | ND: | | | | | | |
| | | | | Final: 12.950 | 0.000 | 0.000 | 14.100 | 14.050 | 0.000 | 41.100 |
| | | | | Place: 37T | 50* | 46* | 27 | 6 | 52* | 55T |
| 57 | 93 | Aristo Barrera | Universal | Diff: 0.000 | 6.000 | 5.300 | 0.000 | 0.000 | 5.100 | |
| | | | | Exec: 0.000 | 7.950 | 6.600 | 0.000 | 0.000 | 7.800 | |
| | | | | ND: | | | | | | |
| | | | | Final: 0.000 | 13.950 | 11.900 | 0.000 | 0.000 | 12.900 | 38.750 |
| | | | | Place: 55* | 9 | 38 | 51* | 49* | 39 | 57 |
| 58 | 43 | Ryan Johnston | St. Charles | Diff: 5.600 | 0.000 | 4.400 | 4.800 | 0.000 | 0.000 | |
| | | | | Exec: 6.650 | 0.000 | 6.950 | 9.450 | 0.000 | 0.000 | |
| | | | | ND: | | | | | | |
| | | | | Final: 12.250 | 0.000 | 11.350 | 14.250 | 0.000 | 0.000 | 37.850 |
| | | | | Place: 47 | 50* | 42 | 23T | 49* | 52* | 58 |
| 59 | 83 | Daniel Williams | SCATS | Diff: 4.700 | 0.000 | 4.600 | 4.400 | 0.000 | 0.000 | |
| | | | | Exec: 7.900 | 0.000 | 7.000 | 8.800 | 0.000 | 0.000 | |
| | | | | ND: | | | | | | |
| | | | | Final: 12.600 | 0.000 | 11.600 | 13.200 | 0.000 | 0.000 | 37.400 |
| | | | | Place: 42T | 50* | 40 | 42T | 49* | 52* | 59 |
| 60 | 79 | Tyler Schaal | Universal | Diff: 0.000 | 5.300 | 5.900 | 5.600 | 0.000 | 0.000 | |
| | | | | Exec: 0.000 | 4.750 | 7.400 | 8.250 | 0.000 | 0.000 | |
| | | | | ND: | | | | | | |
| | | | | Final: 0.000 | 10.050 | 13.300 | 13.850 | 0.000 | 0.000 | 37.200 |
| | | | | Place: 55* | 46 | 24T | 32 | 49* | 52* | 60 |

2013 Men's National Qualifier

Meet Results

Jul 13-14, 2013

| Rank | Num | Name | Gym |  |  |  |  |  |  | AA |
|------|-----|------------------|------------------|---|---|---|---|---|---|--------|
| 61 | 64 | Luke Stannard | Univ of Illinois | Diff: 6.000 | 6.600 | 0.000 | 0.000 | 0.000 | 0.000 | |
| | | | | Exec: 8.800 | 8.650 | 0.000 | 0.000 | 0.000 | 0.000 | |
| | | | | ND: _____ | _____ | _____ | _____ | _____ | _____ | |
| | | | | Final: 14.800 | 15.250 | 0.000 | 0.000 | 0.000 | 0.000 | 30.050 |
| | | | | Place: 4 | 1 | 46* | 51* | 49* | 52* | 61 |
| 62 | 68 | Jeffrey Treleven | Ohio State | Diff: 6.100 | 0.000 | 0.000 | 6.000 | 0.000 | 0.000 | |
| | | | | Exec: 8.350 | 0.000 | 0.000 | 8.000 | 0.000 | 0.000 | |
| | | | | ND: _____ | _____ | _____ | -0.300 | _____ | _____ | |
| | | | | Final: 14.450 | 0.000 | 0.000 | 13.700 | 0.000 | 0.000 | 28.150 |
| | | | | Place: 10 | 50* | 46* | 35 | 49* | 52* | 62 |
| 63 | 52 | Allan Malone | Temple | Diff: 5.300 | 0.000 | 0.000 | 4.400 | 0.000 | 0.000 | |
| | | | | Exec: 8.700 | 0.000 | 0.000 | 9.000 | 0.000 | 0.000 | |
| | | | | ND: _____ | _____ | _____ | -0.100 | _____ | _____ | |
| | | | | Final: 14.000 | 0.000 | 0.000 | 13.300 | 0.000 | 0.000 | 27.300 |
| | | | | Place: 23 | 50* | 46* | 41 | 49* | 52* | 63 |
| 64 | 13 | Logan Doughty | Texas Champion | Diff: 0.000 | 5.300 | 0.000 | 0.000 | 0.000 | 3.700 | |
| | | | | Exec: 0.000 | 8.300 | 0.000 | 0.000 | 0.000 | 8.350 | |
| | | | | ND: _____ | _____ | _____ | _____ | _____ | _____ | |
| | | | | Final: 0.000 | 13.600 | 0.000 | 0.000 | 0.000 | 12.050 | 25.650 |
| | | | | Place: 55* | 15T | 46* | 51* | 49* | 45T | 64 |
| 65 | 77 | Deryan Pressley | Texas Champion | Diff: 4.900 | 0.000 | 0.000 | 4.800 | 0.000 | 0.000 | |
| | | | | Exec: 4.800 | 0.000 | 0.000 | 7.650 | 0.000 | 0.000 | |
| | | | | ND: -0.400 | _____ | _____ | -0.100 | _____ | _____ | |
| | | | | Final: 9.300 | 0.000 | 0.000 | 12.350 | 0.000 | 0.000 | 21.650 |
| | | | | Place: 54 | 50* | 46* | 49 | 49* | 52* | 65 |
| 66 | 39 | John Jeffries | Temple | Diff: 0.000 | 4.900 | 0.000 | 0.000 | 0.000 | 0.000 | |
| | | | | Exec: 0.000 | 7.150 | 0.000 | 0.000 | 0.000 | 0.000 | |
| | | | | ND: _____ | _____ | _____ | _____ | _____ | _____ | |
| | | | | Final: 0.000 | 12.050 | 0.000 | 0.000 | 0.000 | 0.000 | 12.050 |
| | | | | Place: 55* | 35T | 46* | 51* | 49* | 52* | 66 |
| 67 | 8 | * Wyatt Aycock | Univ of Nebraska | Diff: 0.000 | 4.700 | 0.000 | 0.000 | 0.000 | 0.000 | |
| | | | | Exec: 0.000 | 7.050 | 0.000 | 0.000 | 0.000 | 0.000 | |
| | | | | ND: _____ | _____ | _____ | _____ | _____ | _____ | |
| | | | | Final: 0.000 | 11.750 | 0.000 | 0.000 | 0.000 | 0.000 | 11.750 |
| | | | | Place: 55* | 41 | 46* | 51* | 49* | 52* | 67 |
| 68 | 6 | Stacey Ervin | Univ of Michigan | Diff: 0.000 | 0.000 | 0.000 | 0.000 | 0.000 | 0.000 | |
| | | | | Exec: 0.000 | 0.000 | 0.000 | 0.000 | 0.000 | 0.000 | |
| | | | | ND: _____ | _____ | _____ | _____ | _____ | _____ | |
| | | | | Final: 0.000 | 0.000 | 0.000 | 0.000 | 0.000 | 0.000 | 0.000 |
| | | | | Place: 55* | 50* | 46* | 51* | 49* | 52* | 68 |