

# 2013 JO Nationals

## Meet Results - Level 8

May 1-5, 2013

Page: 1

Printed: 5/3/2013 9:14 PM

Men / 8 / 11-12 yrs

Session: 48A,48B,49A,49B,58A,58B,59A,59B,68A,68B,69A,69B

Judge's Signatures

Rank	Num	Name	Gym							AA
1	8059	Nikita Bolotsky	VSSG	13.500 2	12.100 7T	13.400 1	12.700 3T	12.650 8T	12.550 5	76.900 1
2	8060	Brandon Briones	USA Flairs	13.450 3	12.600 2	12.600 8T	12.700 3T	12.700 7	11.700 46T	75.750 2
3	8018	Mathew Davis	WOGA-FRISCO - TX	12.700 12T	11.400 24T	13.200 2	12.800 2	12.350 19T	12.600 3T	75.050 3
4	8016	David Pochinka	WOGA-PLANO - TX	12.400 21	12.500 3	11.550 87T	12.700 3T	13.150 1	12.350 8T	74.650 4
5	8129	Jonathan Suarez	DMEG	13.550 1	10.900 51T	12.600 8T	13.100 1	12.100 48T	12.350 8T	74.600 5
6	8015	Khalil Jackson	CHAMP - TX	13.000 8	12.650 1	12.950 3T	12.200 15T	11.650 102T	12.050 21T	74.500 6
7	8081	Dylan Hughes	Queen City	11.800 81T	12.100 7T	12.800 5	11.850 42T	13.000 3T	12.350 8T	73.900 7
8	8094	Craig Reardon	Gym & More	12.300 27T	11.050 38T	12.100 32T	12.650 6T	13.100 2	12.200 16T	73.400 8
9	8080	Jacob Yehling	St. Charles	12.350 22T	11.550 17T	12.300 24T	12.350 10T	12.350 19T	12.400 6T	73.300 9
10	8003	Blake Wilson	SCEGA	12.850 9	11.000 41T	12.450 17T	12.300 13T	12.250 28T	12.200 16T	73.050 10
11	8039	Dillan King	USA Gym World	12.250 32T	10.800 65T	12.500 13T	11.600 55T	13.000 3T	12.750 1	72.900 11
12	8102	Vitaly Guimaraes	5280- North	13.350 4	11.450 20T	11.850 50T	12.500 9	11.550 116T	11.950 25T	72.650 12
13T	8067	Troy Jenkins Jr	Black Hills	12.300 27*	11.300 26	12.950 3T	11.950 29T	12.400 16T	11.600 52T	72.500 13T
13T	8017	Eric Deluna	WOGA-FRISCO - TX	12.300 27*	11.050 38T	12.700 6	12.600 8	12.450 11T	11.400 69T	72.500 13T
13T	8120	Dylan Young	GO USA	12.250 32T	11.450 20T	11.700 66T	12.350 10T	12.150 44T	12.600 3T	72.500 13T
16	8000	Brandon Hsu	SCATS	12.650 14T	10.650 73T	12.450 17T	12.100 21T	11.950 63T	12.650 2	72.450 16
17	8061	Gavin LaRoche	USA Flairs	12.200 37T	12.200 6	12.500 13T	11.300 100T	12.850 5T	11.200 87T	72.250 17
18T	8035	Nicholas Stigall	Tataru's	12.750 11	11.700 12T	11.900 45T	12.150 19T	11.750 89T	11.850 36T	72.100 18T
18T	8131	Evan Ng	Lakeshore	11.750 83T	12.100 7T	11.700 66T	12.100 21T	12.250 28T	12.200 16T	72.100 18T
20	8010	Spencer Goodell	OMEGA	12.100 48T	12.250 4T	11.850 50T	11.900 32T	12.000 58T	11.950 25T	72.050 20
21	8093	Daniel Clark	NESA	11.700 89T	12.250 4T	12.500 13T	10.950 133T	12.400 16T	11.900 30T	71.700 21
22T	8130	Paul Juda	BGGC	12.050 51T	10.400 91T	12.500 13T	11.350 97T	12.850 5T	12.400 6T	71.550 22T
22T	8085	Evan Perreault	Bartlett	12.700 12T	11.750 11	12.650 7	11.300 100T	12.450 11T	10.700 121T	71.550 22T
24	8142	Dylan LeClair	NH-GymVillage	12.000 56T	11.800 10	11.600 82T	11.900 32T	12.300 25T	11.850 36T	71.450 24

# 2013 JO Nationals

## Meet Results - Level 8

May 1-5, 2013

Rank	Num	Name	Gym							AA
25	8040	Kevin Penev	RGA	13.100 7	10.850 57T	11.750 62T	12.000 27T	11.550 116T	12.050 21T	71.300 25
26	8152	Justin Ah Chow	Roswell	11.700 89T	11.250 27T	11.900 45T	11.950 29T	12.200 36T	11.850 36T	70.850 26
27	8068	Garrett Braunton	Black Hills	13.200 6	9.450 135T	12.600 8T	11.150 118	12.450 11T	11.900 30T	70.750 27
28	8097	Wolfgang Personeus	NESA	12.450 19T	11.700 12T	11.700 66T	11.500 62T	12.200 36T	11.150 90T	70.700 28
29	8054	Taka Giese	Azarian	12.550 17	10.850 57T	11.650 73T	11.350 97T	12.400 16T	11.850 36T	70.650 29
30T	8096	Liam Doherty-Herwitz	Brestyans	12.000 56T	10.850 57T	12.300 24T	11.900 32T	12.550 10	10.900 105T	70.500 30T
30T	8001	Cory Smith	SCATS	11.550 112T	11.200 31T	11.400 108T	11.950 29T	12.150 44T	12.250 12T	70.500 30T
32	8024	Lazarus Barnhill	WOGA-PLANO - TX	12.350 22T	11.000 41T	11.350 112T	11.400 84T	12.350 19T	11.950 25T	70.400 32
33T	8006	Matthew Geuy	SCEGA	13.300 5	11.150 33T	11.100 131	11.750 48T	11.900 69T	11.100 93T	70.300 33T
33T	8072	Andrew Lyubovsky	CAPITAL	12.150 43T	10.850 57T	12.300 24T	12.650 6T	11.350 132T	11.000 100T	70.300 33T
33T	8002	Jordan Williams	Liberty	11.900 67T	10.550 82T	11.750 62T	12.000 27T	11.800 83T	12.300 11	70.300 33T
36	8069	Max Gerber	Hotshots	12.150 43T	10.500 86T	11.350 112T	12.350 10T	11.600 108T	12.250 12T	70.200 36
37	8148	Collin Hickey	Stick It	12.050 51T	10.950 46T	11.850 50T	11.800 44T	12.350 19T	11.150 90T	70.150 37
38	8147	Brody Malone	Cartersville	11.400 131T	10.900 51T	11.550 87T	12.300 13T	12.300 25T	11.550 56T	70.000 38
39	8057	Caleb Ercoli	Prairie	10.750 162T	11.600 15T	11.850 50T	11.900 32T	11.800 83T	11.850 36T	69.750 39
40	8029	Cyrus Matthews	Premier Gym	11.700 89T	11.200 31T	11.900 45T	11.900 32T	11.000 149T	11.900 30T	69.600 40
41T	8098	Sam Roach	Gym Nation	12.200 37T	11.450 20T	11.300 116T	11.900 32*	11.650 102T	11.050 97T	69.550 41T
41T	8106	Derek Stark	5280- North	11.900 67T	10.700 71T	11.500 96T	11.900 32*	12.100 48*	11.450 68	69.550 41T
41T	8030	Matthew Szot	Prairie	11.750 83T	10.350 94T	11.650 73T	11.900 32*	12.100 48*	11.800 42T	69.550 41T
44	8031	Curran Phillips	Prairie	12.200 37T	10.850 57T	11.800 55T	11.400 84T	11.100 147T	12.050 21T	69.400 44
45	8074	Racer Seacat	TURNER - TX	11.750 83T	11.000 41T	11.450 102T	11.450 75T	11.950 63T	11.700 46T	69.300 45
46T	8037	Edward Silvestar	Cobb	12.050 51T	10.650 73T	12.350 22T	11.400 84*	11.900 69T	10.900 105T	69.250 46T
46T	8151	Noah Everett	Stick It	11.500 119T	11.150 33T	11.800 55T	11.400 84*	12.100 48T	11.300 80T	69.250 46T
48	8174	PJ Lenz	TAGS South	12.250 32T	10.850 57T	11.950 42T	11.450 75T	11.650 102T	11.050 97T	69.200 48

# 2013 JO Nationals

## Meet Results - Level 8

May 1-5, 2013

Rank	Num	Name	Gym							AA
49	8100	Aidan Cuy	AH-RI	12.000 56T	10.750 68T	11.800 55T	12.200 15T	12.650 8T	9.700 160T	69.100 49
50T	8117	Alexander Resendiz	Scamps	11.850 77T	9.800 124T	11.550 87T	11.450 75T	12.450 11T	11.900 30T	69.000 50T
50T	8101	Nicholas Handley	Gym South	12.200 37T	10.900 51T	11.450 102T	11.700 50T	11.450 126T	11.300 80T	69.000 50T
50T	8143	Zachary Johnson	Dynamite	11.950 62T	10.050 110T	11.650 73T	11.600 55T	12.000 58T	11.750 44T	69.000 50T
53	8082	David Jr. Dortmund	Bartlett	11.650 97T	10.550 82T	12.200 27T	11.100 119T	12.050 54T	11.400 69T	68.950 53
54T	8062	Devin Smith	USA Flairs	12.600 16	11.100 35T	11.900 45T	9.800 171	12.250 28T	11.200 87T	68.850 54T
54T	8121	Reid Ross	Oroville	12.150 43T	9.850 120T	12.200 27T	11.400 84T	11.900 69T	11.350 76T	68.850 54T
56	8105	Vadim Galchenko	5280- North	12.350 22T	10.650 73T	11.300 116T	11.000 127T	12.000 58T	11.500 64T	68.800 56
57T	8007	Evan Bock	SCATS	12.650 14T	11.650 14	11.700 66T	11.600 55T	11.350 132T	9.800 159	68.750 57T
57T	8025	Cade Muldrow	BART CONNER - OK	12.350 22T	9.450 135T	11.250 122T	11.800 44T	11.750 89T	12.150 19T	68.750 57T
57T	8127	Gabriel Hotchkiss	Danik	11.950 62T	11.000 41T	11.050 132T	11.700 50T	11.800 83T	11.250 85T	68.750 57T
60	8066	Brady Yamamoto	Aspire Jr Sun Devils	10.500 169	11.550 17T	12.550 12	11.900 32T	11.450 126T	10.750 118T	68.700 60
61T	8013	Devin Trinter	KMC	12.350 22T	10.900 51T	11.000 137T	11.450 75T	12.250 28T	10.650 124T	68.600 61T
61T	8150	David Willett	High Point	11.600 106T	10.350 94T	11.550 87T	10.850 142T	12.350 19T	11.900 30T	68.600 61T
61T	8153	Joe Rabaja	Orlando Metro	11.700 89T	10.800 65T	12.150 30T	11.500 62T	11.350 132T	11.100 93T	68.600 61T
64	8019	Travis Cooper	WOGA-FRISCO - TX	11.650 97T	9.650 130T	12.000 38T	12.050 25T	11.750 89T	11.400 69T	68.500 64
65T	8047	Allen Shadan	Azarian	11.200 145T	10.850 57T	11.500 96T	10.700 149T	11.900 69*	12.250 12T	68.400 65T
65T	8103	Jake Sawyer	5280 South	11.900 67T	11.450 20T	11.400 108T	10.100 169T	11.900 69*	11.650 49T	68.400 65T
67T	8141	Cameron Rosin	BGGC	12.450 19T	9.400 140T	11.600 82T	11.450 75T	11.500 121T	11.950 25T	68.350 67T
67T	8071	Dhiren Lutchman	Fairland	10.700 165T	10.950 46T	11.650 73T	11.400 84T	11.750 89T	11.900 30T	68.350 67T
69T	8155	Stewart Brown	Foothills	12.000 56T	9.500 133T	11.800 55T	11.450 75T	11.700 96T	11.850 36T	68.300 69T
69T	8077	Alan Camillus	TURNER - TX	11.700 89T	10.850 57T	11.750 62T	11.800 44T	11.250 140T	10.950 102T	68.300 69T
71T	8038	Andrew Capobianco	BK	12.800 10	10.650 73T	10.200 166T	12.200 15T	11.950 63T	10.450 135	68.250 71T
71T	8124	Gabriel Friet	Head Over Heels	11.600 106T	10.550 82T	12.050 35T	11.000 127T	12.200 36T	10.850 112T	68.250 71T

# 2013 JO Nationals

## Meet Results - Level 8

May 1-5, 2013

Page: 4

Printed: 5/3/2013 9:14 PM

Men / 8 / 11-12 yrs

Session: 48A,48B,49A,49B,58A,58B,59A,59B,68A,68B,69A,69B

Rank	Num	Name	Gym							AA
71T	8145	Travis Donelon	Daggett's	11.450 123T	10.450 89T	11.950 42T	11.400 84T	11.900 69T	11.100 93T	68.250 71T
74T	8090	Austin Jones	St. Charles	11.650 97T	9.950 116T	11.800 55T	12.200 15T	12.350 19T	10.250 144T	68.200 74T
74T	8123	Corey Zhou	Head Over Heels	11.150 148T	11.100 35T	11.000 137T	11.300 100T	12.250 28T	11.400 69T	68.200 74T
76T	8063	Riley Loos	Technique	11.650 97T	10.250 101T	11.350 112T	11.550 59T	12.250 28T	11.100 93T	68.150 76T
76T	8078	Paden Davisson	TURNER - TX	11.400 131T	10.500 86T	12.200 27T	11.000 127T	12.200 36T	10.850 112T	68.150 76T
78T	8070	Eric Lung	Surgents	12.000 56T	9.950 116T	12.400 21	10.900 138T	12.000 58T	10.850 112T	68.100 78T
78T	8134	Daniel Matheis	Above The Barre	11.950 62T	10.100 107T	10.900 144T	11.500 62T	12.250 28T	11.400 69T	68.100 78T
78T	8065	Zion English	West Coast	11.300 136T	11.600 15T	10.450 158T	11.200 111T	11.900 69T	11.650 49T	68.100 78T
81T	8076	James Hastings	SLGC	11.700 89T	10.750 68T	12.350 22T	11.800 44T	11.600 108T	9.850 157T	68.050 81T
81T	8122	Dawson Medlock	Platinum	11.000 153T	11.400 24T	11.650 73T	11.450 75T	12.250 28T	10.300 139T	68.050 81T
81T	8064	Christopher Osgood	Victory	11.150 148T	9.900 119	12.000 38T	11.050 125T	11.950 63T	12.000 24	68.050 81T
84	8149	Ryan Helgason	Charlotte	11.750 83T	9.750 126T	12.450 17T	11.600 55T	11.500 121T	10.950 102T	68.000 84
85T	8144	Alex Schechtma	Daggett's	11.350 134T	10.650 73T	12.600 8T	10.200 164T	11.600 108T	11.550 56T	67.950 85T
85T	8095	Jacob Green	Brestyans	11.600 106T	10.750 68T	12.100 32T	10.750 147T	11.000 149T	11.750 44T	67.950 85T
87	8055	Daniel Yoon	SCATS	12.300 27T	9.750 126T	10.550 155	11.500 62T	12.200 36T	11.600 52T	67.900 87
88T	8156	Andy Rodriguez	Universal Gymnastics	10.750 162T	10.400 91T	12.100 32T	11.450 75T	11.550 116T	11.550 56T	67.800 88T
88T	8043	Evan Kriley	PITTSBURGH NORTHSTAR	11.900 67T	11.250 27T	10.850 146T	11.200 111T	11.600 108T	11.000 100T	67.800 88T
90T	8022	Colton Kuenzi	OLYMPIA HILLS - TX	12.100 48T	9.200 148T	11.500 96T	11.100 119T	12.050 54T	11.800 42T	67.750 90T
90T	8135	Brandon Robinson	Premier West	11.650 97T	10.400 91T	11.250 122T	11.300 100T	11.800 83T	11.350 76T	67.750 90T
92T	8023	Ian Gunther	HGA GYMMASTERS - TX	11.900 67T	9.400 140T	11.000 137T	11.250 108T	11.900 69T	12.250 12T	67.700 92T
92T	8073	Zachary Mitchell	World Class NY	11.650 97T	11.250 27T	10.950 143	10.650 152T	11.650 102T	11.550 56T	67.700 92T
94T	8157	Joshua Waters	LaFleur's Tampa	11.250 140T	10.650 73T	11.550 87T	11.050 125T	12.450 11T	10.700 121T	67.650 94T
94T	8008	Branden Alberto	Cal Sports	12.300 27T	11.000 41T	11.050 132T	10.650 152T	11.750 89T	10.900 105T	67.650 94T
96	8009	Kyle Abe	Cal Sports	11.900 67T	10.200 106	11.200 127T	11.500 62T	11.150 144T	11.550 56T	67.500 96

# 2013 JO Nationals

## Meet Results - Level 8

May 1-5, 2013

Rank	Num	Name	Gym							AA
97T	8089	Casey Wood	Spot	11.600 106T	10.350 94T	11.550 87T	11.500 62T	12.100 48T	10.350 138	67.450 97T
97T	8110	Christian Gulotta	Hotshots	11.500 119T	10.950 46T	11.650 73T	11.350 97T	11.700 96T	10.300 139T	67.450 97T
99	8169	Colby Carmichael	High Performance	11.550 112T	11.100 35T	12.000 38T	10.600 155T	11.850 80T	10.300 139T	67.400 99
100	8084	Everett Kohinke	Queen City	12.000 56T	10.950 46T	11.500 96T	11.250 108T	10.750 160T	10.900 105T	67.350 100
101	8042	Ian Fletcher	PITTSBURGH NORTHSTAR	12.150 43T	9.850 120T	11.250 122T	12.100 21T	11.200 143	10.750 118T	67.300 101
102T	8021	Trey Ritchie	WOGA-FRISCO - TX	12.100 48T	10.350 94T	11.150 129T	12.100 21T	11.250 140T	10.300 139T	67.250 102T
102T	8033	Dimitry Pressimone	Premier	11.950 62T	8.700 156	11.650 73T	11.500 62T	11.950 63T	11.500 64T	67.250 102T
104	8041	Christian Marsh	Preston	11.450 123T	10.600 81	11.600 82T	11.500 62T	11.500 121T	10.550 128T	67.200 104
105T	8099	Jimmy Conserva	Brestyans	11.600 106T	10.650 73T	11.450 102T	10.650 152T	11.300 137T	11.500 64T	67.150 105T
105T	8109	Eric Manning	Monmouth	10.850 160T	10.950 46T	11.050 132T	11.200 111T	11.550 116T	11.550 56T	67.150 105T
107T	8165	Callum Pope	World Xtreme	11.900 67T	9.850 120T	11.000 137T	11.250 108T	11.850 80T	11.150 90T	67.000 107T
107T	8050	Daryn Strub	North Shore - MN	11.750 83T	8.500 159T	11.500 96T	11.700 50T	11.900 69T	11.650 49T	67.000 107T
109T	8115	Nicholas Landstrom	Swiss Turners	11.450 123T	10.550 82T	10.000 169	11.400 84T	12.200 36T	11.300 80T	66.900 109T
109T	8075	London Phu	AIR CAP	11.550 112T	9.950 116T	10.600 153T	12.150 19T	11.700 96T	10.950 102T	66.900 109T
111	8051	Jacob Randall	TCT	11.150 148T	11.250 27T	11.300 116T	10.900 138T	11.650 102T	10.550 128T	66.800 111
112T	8139	Jack Gordon	Lakeshore	12.500 18	8.500 159T	10.850 146T	11.200 111T	12.100 48T	11.600 52T	66.750 112T
112T	8167	Isaac Bast	Foothills	11.050 152	10.250 101T	11.850 50T	11.000 127T	12.200 36T	10.400 136T	66.750 112T
112T	8162	Valen Waltrous	Harpeth	10.850 160T	10.100 107T	11.600 82T	11.700 50T	11.450 126T	11.050 97T	66.750 112T
115	8112	Graham Shaw	World Class NY	12.250 32T	9.500 133T	11.450 102T	11.450 75T	11.250 140T	10.800 116T	66.700 115
116	8154	Andrew Rivera	Stick It	12.200 37T	11.050 38T	12.000 38T	10.500 158T	11.150 144T	9.700 160T	66.600 116
117	8125	Brandon Polak	GO USA	12.050 51T	9.200 148T	11.700 66T	11.550 59T	10.400 169T	11.600 52T	66.500 117
118	8159	Suneet Tipireni	Stick It	11.500 119T	10.500 86T	11.050 132T	10.400 160T	12.200 36T	10.800 116T	66.450 118
119T	8011	Austin Kirk	Avant Coeur	11.250 140T	9.300 145	11.550 87T	10.550 157	11.600 108T	12.150 19T	66.400 119T
119T	8111	Thomas Walsh	Surgents	11.150 148T	11.500 19	11.650 73T	11.200 111T	11.800 83T	9.100 167T	66.400 119T

# 2013 JO Nationals

## Meet Results - Level 8

May 1-5, 2013

Page: 6

Printed: 5/3/2013 9:14 PM

Men / 8 / 11-12 yrs

Session: 48A,48B,49A,49B,58A,58B,59A,59B,68A,68B,69A,69B

Rank	Num	Name	Gym							AA
119T	8128	Zachary Polen	EAGLE'S WINGS - TX	11.550 112T	10.050 110T	11.250 122T	10.800 144T	11.550 116T	11.200 87T	66.400 119T
122	8173	Kevin Connors	BGGC	11.500 119T	9.750 126T	11.500 96T	11.200 111T	11.650 102T	10.750 118T	66.350 122
123	8175	Blake Wright	TAGS South	12.200 37T	10.450 89T	11.950 42T	9.200 173	11.950 63T	10.550 128T	66.300 123
124T	8113	Chase Clingman	Apex	12.250 32T	7.250 170T	11.000 137T	11.850 42T	12.300 25T	11.550 56T	66.200 124T
124T	8158	Carter Lewis	Foothills	10.550 167T	10.900 51T	11.300 116T	11.100 119T	11.450 126T	10.900 105T	66.200 124T
126	8140	Aaron Zurcher	BGGC	11.850 77T	9.800 124T	11.750 62T	10.950 133T	11.800 83T	10.000 151T	66.150 126
127	8048	Jonas Long	River City	11.900 67T	9.450 135T	11.450 102T	10.200 164T	11.700 96T	11.400 69T	66.100 127
128	8005	Tibor Francia	Azarian	11.750 83T	9.400 140T	12.050 35T	10.850 142T	10.600 167	11.400 69T	66.050 128
129	8118	Jack Riker	Rapid City	11.450 123T	10.300 99T	11.400 108T	10.200 164T	11.100 147T	11.500 64T	65.950 129
130T	8014	Miles Miller	World Cup	11.450 123T	10.050 110T	11.800 55T	11.100 119T	10.950 154	10.500 134	65.850 130T
130T	8116	Logan Ciocarelli	Swiss Turners	11.650 97T	8.800 153T	11.350 112T	11.400 84T	11.750 89T	10.900 105T	65.850 130T
132T	8132	Zachary Cienkus	Premier West	11.850 77T	8.550 158	11.900 45T	10.100 169T	12.050 54*	11.300 80T	65.750 132T
132T	8034	Cade Solito	Twisters	11.300 136T	10.250 101T	11.150 129T	10.900 138T	12.050 54*	10.100 149T	65.750 132T
132T	8036	Christopher Ganser	Flip Force	11.400 131T	9.050 151	11.800 55T	11.300 100T	11.350 132T	10.850 112T	65.750 132T
135	8163	Ian Cato	G&J	10.400 171T	9.100 150	11.700 66T	11.500 62T	11.450 126T	11.350 76T	65.500 135
136	8104	Patrick Vaughan	Xtreme Altitude	12.150 43T	10.050 110T	10.200 166T	11.100 119T	11.700 96T	10.250 144T	65.450 136
137	8012	Blaine Davis	Acrovision	10.900 157T	7.700 166	11.550 87T	11.300 100T	12.000 58T	11.950 25T	65.400 137
138	8058	Colt Walker	Acro Tex	11.600 106T	10.250 101T	9.650 172	10.800 144T	11.700 96T	11.350 76T	65.350 138
139	8119	Nicholas Dorshak	Swiss Turners	11.300 136T	10.900 51T	11.300 116T	10.200 164T	11.450 126T	10.150 147T	65.300 139
140T	8166	Kaelan Koch-Cochran	Roswell	11.250 140T	10.700 71T	10.500 156T	11.400 84T	11.900 69T	9.500 165	65.250 140T
140T	8126	Brady Taylor	Danik	11.550 112T	10.800 65T	9.700 171	11.550 59T	11.000 149T	10.650 124T	65.250 140T
142	8087	Kurt Lawrence	Spot	10.550 167T	10.300 99T	12.050 35T	11.300 100T	10.800 157T	10.200 146	65.200 142
143T	8160	Raiden Donlon	Stick It	11.950 62T	9.650 130T	11.200 127T	9.600 172	12.150 44T	10.550 128T	65.100 143T
143T	8138	Noy Zerzian	BGGC	12.050 51T	10.350 94T	10.750 148T	10.400 160T	11.850 80T	9.700 160T	65.100 143T

# 2013 JO Nationals

## Meet Results - Level 8

May 1-5, 2013

Page: 7

Printed: 5/3/2013 9:14 PM

Men / 8 / 11-12 yrs







Session: 48A,48B,49A,49B,58A,58B,59A,59B,68A,68B,69A,69B

Rank	Num	Name	Gym							AA
145	8046	Garrett Mesmer	Tataru's	11.250 140T	10.250 101T	10.650 152	10.700 149T	11.900 69T	10.300 139T	65.050 145
146T	8083	Nick Smiley	St. Charles	11.450 123*	9.250 146T	12.450 17T	11.300 100T	11.500 121T	9.000 169T	64.950 146T
146T	8133	Matthew Bellick	Lakeshore	11.450 123*	8.900 152	10.450 158T	11.750 48T	10.700 165T	11.700 46T	64.950 146T
148	8161	Joey Cull	World Xtreme	11.900 67T	10.100 107T	10.500 156T	11.500 62T	10.850 155T	9.900 154T	64.750 148
149	8137	Cole Schreiber	Premier West	11.450 123T	9.400 140T	12.150 30T	11.000 127T	10.800 157T	9.850 157T	64.650 149
150	8176	Michell Conzemius	Classic	11.900 67T	7.900 165	10.750 148T	11.700 50T	10.750 160T	11.550 56T	64.550 150
151	8168	Logan Anderson	ERG	11.000 153T	9.450 135T	11.600 82T	10.950 133T	11.600 108T	9.900 154T	64.500 151
152	8052	Alex Walther	MHG	11.650 97T	9.650 130T	10.450 158T	10.900 138T	10.800 157T	10.900 105T	64.350 152
153	8028	Kael Donley	EMPIRE - LA	10.750 162T	10.650 73T	10.600 153T	10.950 133T	10.700 165T	10.600 126T	64.250 153
154	8088	Aidan Quinn	St. Charles	11.350 134T	10.050 110T	10.450 158T	11.000 127T	10.750 160T	10.600 126T	64.200 154
155T	8086	Dexter Roettker	Southern Ohio Gym	9.100 173	8.400 162	11.300 116T	11.900 32T	12.150 44T	11.250 85T	64.100 155T
155T	8164	Sheldon Sickles	Roswell	11.700 89T	9.450 135T	10.750 148T	10.750 147T	11.750 89T	9.700 160T	64.100 155T
157	8026	Alexander Brown	ACADIANA - LA	11.200 145T	9.850 120T	10.750 148T	10.800 144T	11.350 132T	10.000 151T	63.950 157
158	8107	Dallen Farnsworth	All American	10.700 165T	9.250 146T	10.450 158T	11.400 84T	11.300 137T	10.550 128T	63.650 158
159	8091	Jazper Ramangkoun	St. Charles	11.550 112T	9.750 126T	10.300 164	10.200 164T	11.600 108T	10.100 149T	63.500 159
160	8146	Marcus Valiente	Top Flight - MD	11.200 145T	7.250 170T	11.050 132T	12.050 25T	10.300 171	11.300 80T	63.150 160
161	8092	Braden Whitaker	St. Charles	11.650 97T	8.650 157	11.650 73T	11.400 84T	9.650 172	9.900 154T	62.900 161
162	8108	Matthew Rudolph	5280- North	10.400 171T	9.400 140T	11.000 137T	10.700 149T	11.600 108T	9.600 164	62.700 162
163	8032	Samuel Minarik	Palmer's	11.850 77T	6.750 172	11.550 87T	11.200 111T	10.400 169T	10.550 128T	62.300 163
164	8170	Connor McCool	High Performance	10.900 157T	8.300 163T	9.950 170	11.500 62T	10.750 160T	10.700 121T	62.100 164
165T	8049	Erik Dahl	MN Valley	11.700 89T	7.450 168T	11.700 66T	10.950 133T	11.300 137T	8.900 171	62.000 165T
165T	8114	Jaret Beyer	Nittany	11.550 112T	8.750 155	10.450 158T	11.500 62T	10.500 168	9.250 166	62.000 165T
167	8079	Samuel Teare	SLGC	10.950 156	7.650 167	11.450 102T	10.600 155T	11.000 149T	10.150 147T	61.800 167
168	8171	Ryan Benson	North Florida - OP	11.300 136T	10.000 115	10.250 165	10.500 158T	10.850 155T	8.650 172	61.550 168

# 2013 JO Nationals

## Meet Results - Level 8

May 1-5, 2013

Rank	Num	Name	Gym							AA
169	8045	Matthew Duane	Meadowlands	11.000 153T	8.800 153T	11.250 122T	11.400 84T	11.500 121T	7.050 173	61.000 169
170	8053	Jacob Biller	TCT	11.800 81T	7.450 168T	10.900 144T	11.500 62T	8.650 173	10.400 136T	60.700 170
171	8172	Blake Noblin	Gym Force	10.900 157T	8.300 163T	10.200 166T	11.100 119T	11.150 144T	9.000 169T	60.650 171
172	8044	Chase Cassisi	World Cup	11.250 140T	5.700 173	11.400 108T	10.350 163	10.750 160T	10.000 151T	59.450 172
173	8027	Liam McQuillan	CHAMP - TX	10.450 170	8.450 161	8.650 173	10.400 160T	11.000 149T	9.100 167T	58.050 173