

# 2013 JO Nationals

## Meet Results - Seniors

May 1-5, 2013





Page: 1

Printed: 5/2/2013 9:42:19 PM

Men / 10 / 17-18 yrs

Session: 1JA,1JB,1SA,1SB,2JA,2JB,2SA,2SB,3JA,3JB,3SA,3SB

Judge's Signatures

Rank	Num	Name	Gym							AA
1	1167	Dmitri Belanovski	Swiss Turners	15.100 2	13.800 8	15.800 1	14.900 8T	15.050 2T	15.150 1	89.800 1
2	1160	Akash Modi	Monmouth	14.900 7T	14.100 3T	15.300 2	15.050 6	15.650 1	14.250 4	89.250 2
3	1096	Jacob Dastrup	USOTC	14.950 6	14.700 1	14.800 4T	14.200 32T	14.000 9T	14.500 3	87.150 3
4	1059	Alex Powarzynski	SCATS	14.900 7T	13.300 15T	14.200 16T	15.300 2	15.050 2T	13.850 15	86.600 4
5	1021	Matthew Foster	Premier Gym	15.050 3T	14.000 6	14.050 18T	14.450 22T	13.700 21T	14.150 5	85.400 5
6	1037	Chandler Eggleston	High Point	15.450 1	13.600 10T	13.300 47T	15.700 1	13.800 16T	13.000 40T	84.850 6
7	1171	Allan Bower	Xtreme Gym - AZ	13.750 33T	13.650 9	14.800 4T	14.600 18T	13.800 16T	14.000 8T	84.600 7
8	1058	Travis Gollott	West Coast	15.050 3T	13.600 10T	13.250 49	15.200 3T	14.000 9T	13.400 24T	84.500 8
9	1117	Yordan Aleksandrov	Unaffiliated	13.950 27T	12.850 27T	13.900 25T	13.450 66T	14.700 4	14.900 2	83.750 9
10	1015	Meyer Williams	RIDGEWOOD - TX	14.900 7T	12.350 53T	13.800 28T	14.800 12T	13.700 21T	14.100 6T	83.650 10
11	1072	Andrew Rickly	Hocking Valley	13.100 70T	12.950 25T	14.900 3	13.850 48T	13.750 20	13.900 14	82.450 11
12T	1065	Lee Grogan	CHAMPS	13.600 40T	12.800 29*	13.200 50T	14.900 8T	13.800 16T	14.100 6T	82.400 12T
12T	1136	Christopher Stephenson	Deveau's	14.300 15T	12.800 29*	13.050 60T	14.650 17	13.650 25T	13.950 11T	82.400 12T
14	1039	Christian McSwain	High Point	14.500 11T	14.050 5	13.100 58T	13.950 45	13.250 45T	13.400 24T	82.250 14
15	1115	Drew Willoughby	SB Gymnastics	13.450 48T	13.950 7	13.500 40T	13.050 87T	14.500 5	13.750 17T	82.200 15
16	1088	Antonio Castro	FGTC	12.900 83T	13.300 15T	14.550 9T	14.000 43T	13.400 34T	14.000 8T	82.150 16
17	1116	Andrew Botto	SB Gymnastics	13.950 27T	12.200 66T	14.200 16T	14.750 15T	13.250 45T	13.500 21T	81.850 17
18	1046	Justin Valentin	All American - NJ	14.050 25	11.450 105T	13.400 44T	14.800 12T	14.450 6	13.250 29	81.400 18
19	1144	Mark Springett	NESA	13.650 38T	13.200 17T	13.900 25T	14.400 24T	14.000 9T	12.200 80T	81.350 19
20	1085	Bryce Sampson	Apollo Gym - VA	14.500 11T	12.450 44T	13.950 24	14.000 43T	13.400 34T	12.950 43T	81.250 20
21	1135	Andrew McCabe	Aerial	14.250 17T	13.350 13T	14.000 21T	14.250 29T	12.600 95T	12.700 52T	81.150 21
22	1156	Casey Polizzotto	5280- North	14.200 20T	12.450 44T	13.650 35T	14.750 15T	12.900 68T	12.950 43T	80.900 22
23T	1107	Zach Liebler	Great Northern	12.050 132T	12.400 49T	13.800 28T	14.800 12T	14.000 9T	13.800 16	80.850 23T
23T	1118	Nathaniel Ramil	San Mateo	13.200 63T	12.650 39T	13.650 35T	14.250 29T	13.100 55T	14.000 8T	80.850 23T

# 2013 JO Nationals

## Meet Results - Seniors

May 1-5, 2013

Rank	Num	Name	Gym							AA
25	1129	Logan Melander	Black Hills	13.800 30T	13.200 17T	13.350 46	14.300 27T	12.900 68T	13.200 30T	80.750 25
26T	1066	Taylor Seaton	WOGA-PLANO - TX	15.000 5	11.650 91T	13.100 58T	14.950 7	12.900 68T	13.000 40T	80.600 26T
26T	1098	Dominic DiFulvio	Blaze	14.250 17T	12.250 63T	14.700 6T	14.250 29T	13.300 41T	11.850 96T	80.600 26T
28	1150	Benjamin Elek	Universal Gymnastics	13.500 44T	13.350 13T	13.000 62T	14.550 20	12.800 81T	13.300 27T	80.500 28
29T	1022	Anthony Mills	Mich Academy	13.600 40T	13.050 22T	12.050 103T	15.150 5	13.150 54	13.300 27T	80.300 29T
29T	1068	Aria Sabbagh	Emerald City	13.650 38T	12.600 41	12.300 89T	13.850 48T	13.950 13T	13.950 11T	80.300 29T
31	1137	Jordan Declerk	Aerial	14.200 20T	12.450 44T	14.650 8	11.800 142T	14.250 7	12.800 47T	80.150 31
32	1011	Banks Hall	MAC	13.750 33T	11.300 113T	14.300 14T	14.150 34T	13.950 13T	12.200 80T	79.650 32
33	1075	Christopher Coombs	Champions	13.600 40T	13.150 19	14.400 12T	12.750 110T	13.450 29T	12.200 80T	79.550 33
34	1139	Andrew Misiolek	Sunrise Gymnastics	13.300 58T	13.600 10T	14.000 21T	13.800 53T	12.550 98T	12.250 76T	79.500 34
35	1092	Cody Teaney	Apollo Gym - FL	13.150 67T	12.350 53T	14.400 12T	13.050 87T	13.700 21T	12.650 57T	79.300 35
36	1000	Adam Young	Azarian	13.050 75	12.850 27T	13.850 27	14.100 37T	12.000 126T	13.350 26	79.200 36
37	1078	Connor Adamsick	BGGC	14.300 15T	12.950 25T	11.600 129T	13.850 48T	13.600 27	12.850 46	79.150 37
38	1002	Nathan Tsuji	Santa Cruz Sports	12.850 88T	11.800 85T	13.450 42T	14.600 18T	14.100 8	12.250 76T	79.050 38
39T	1017	William Knox	OK GOLD - OK	12.900 83T	11.000 126T	14.550 9T	13.000 90T	13.800 16T	13.600 19T	78.850 39T
39T	1040	Samuel Kusnitz	High Point	13.350 53T	11.750 88	12.950 66T	14.050 40T	13.650 25T	13.100 37T	78.850 39T
41	1121	Michael Diliberto IV	SB Gymnastics	13.200 63T	12.100 73T	13.800 28T	13.800 53T	12.400 105T	13.200 30T	78.500 41
42	1170	Tanner Nudd	USA Gym World	13.500 44T	13.050 22T	13.650 35T	11.750 144	13.450 29T	13.050 39	78.450 42
43T	1153	DJ Carr	Foothills	13.500 44T	10.750 133T	13.400 44T	14.850 10T	13.200 51*	12.550 62	78.250 43T
43T	1069	Zachary Wendland	Emerald City	13.450 48T	12.250 63T	12.950 66T	14.400 24T	13.200 51*	12.000 90T	78.250 43T
45	1076	Leo Genders	Hocking Valley	13.150 67T	12.300 58T	12.650 76T	13.650 58T	12.150 123	13.950 11T	77.850 45
46	1016	Aaron Nubine	OK GOLD - OK	14.100 23T	10.350 145T	13.700 32T	14.850 10T	12.900 68T	11.900 92T	77.800 46
47	1099	Wyatt La Pointe	ASAP	12.550 105T	12.350 53T	14.000 21T	14.150 34T	12.600 95T	12.100 86T	77.750 47
48	1001	Joshua Law	VSSG	13.800 30T	12.700 36T	11.550 133	13.450 66T	13.350 37T	12.800 47T	77.650 48

# 2013 JO Nationals

## Meet Results - Seniors

May 1-5, 2013

Rank	Num	Name	Gym							AA
49	1084	Daniel Button	Apollo Gym - VA	13.750 33T	11.800 85T	11.850 114T	14.400 24T	12.200 119T	13.500 21T	77.500 49
50	1149	Anthony Stefanelli	Gym Nest	14.350 14	10.450 143T	11.300 138T	15.200 3T	12.700 88T	13.450 23	77.450 50
51	1043	Ty Loughridge	CTC	13.550 43	12.800 29T	12.150 95T	12.700 114T	13.000 61T	13.200 30T	77.400 51
52	1091	Chase Cannon	Premier Athletics	13.200 63T	11.850 83T	12.900 70	13.450 66T	12.750 84T	13.150 35T	77.300 52
53	1132	Jacob Davies	CYPRESS ACADEMY - TX	13.100 70T	11.550 98T	13.700 32T	11.650 145T	13.500 28	13.750 17T	77.250 53
54	1024	Zachary Richardson	Michiana	12.850 88T	12.800 29T	12.300 89T	13.850 48T	12.650 92T	12.700 52T	77.150 54
55T	1138	Keith Kohn	Spot	11.850 141T	14.100 3T	14.050 18T	13.400 70T	11.800 135T	11.750 103T	76.950 55T
55T	1125	Jeffrey Bittner	Xtreme Gym - AZ	12.450 113T	11.900 82	13.000 62T	13.150 83T	13.250 45T	13.200 30T	76.950 55T
57T	1130	Alex Danzer	OMEGA	14.250 17T	11.450 105T	12.450 83	13.300 78T	13.350 37T	12.100 86T	76.900 57T
57T	1094	Josh Dieker	Stick It	12.750 97T	12.100 73T	13.200 50T	12.750 110T	13.300 41T	12.800 47T	76.900 57T
59T	1093	Jacob Thurber	Premier Athletics	14.900 7T	10.450 143T	11.950 110T	14.050 40T	13.000 61T	12.450 66T	76.800 59T
59T	1140	Taylor Smith	Geist	14.450 13	11.150 120T	13.000 62T	13.600 62T	12.700 88T	11.900 92T	76.800 59T
61	1070	Joshua Smith	CG'S - LA	12.000 134T	12.300 58T	13.200 50T	14.500 21	13.250 45T	11.500 111T	76.750 61
62T	1141	Joseph Pritts	Sunrise Gymnastics	13.200 63T	12.350 53T	12.550 81	13.600 62T	13.700 21T	11.300 120T	76.700 62T
62T	1010	Patrick Casey	MAC	12.900 83T	12.650 39T	12.750 74T	12.950 93T	13.000 61T	12.450 66T	76.700 62T
64	1172	Brandon Valdes	US Gym - Mahwah	12.800 91T	12.250 63T	13.450 42T	14.300 27T	11.850 131T	11.800 101T	76.450 64
65	1157	Marcos Ripoll-Bunn	5280- North	13.100 70T	13.100 20T	12.400 84T	12.900 96T	12.350 110T	12.500 63T	76.350 65
66	1023	Ryan Lemezis	St. Charles	12.150 128T	12.700 36T	13.200 50T	13.150 83T	13.250 45T	11.850 96T	76.300 66
67	1004	Justin Rowen	Extreme	13.250 61T	11.650 91T	12.350 86T	13.900 46T	12.900 68T	12.200 80T	76.250 67
68T	1082	Jeremy Munn	NHA	12.750 97T	12.050 76T	11.750 119	14.450 22T	12.800 81T	12.300 73T	76.100 68T
68T	1060	Andreas Silbermann	Cal-Star	13.350 53T	12.800 29T	12.300 89T	12.600 117T	13.300 41T	11.750 103T	76.100 68T
70	1077	Jake Paul	Queen City	12.450 113T	12.150 69T	13.150 56T	12.450 122	13.050 58T	12.800 47T	76.050 70
71T	1042	Mark Traybal	GK	13.000 76T	11.550 98T	13.500 40T	12.550 119T	12.700 88T	12.600 59T	75.900 71T
71T	1018	Sutton Hendrix	HGA GYMMASTERS - TX	12.800 91T	12.700 36T	11.650 125T	13.400 70T	12.650 92T	12.700 52T	75.900 71T

# 2013 JO Nationals

## Meet Results - Seniors

May 1-5, 2013

Page: 4

Printed: 5/2/2013 9:42:19 PM

Men / 10 / 17-18 yrs

Session: 1JA,1JB,1SA,1SB,2JA,2JB,2SA,2SB,3JA,3JB,3SA,3SB

Rank	Num	Name	Gym							AA
73	1041	Dimitri Floryance	Gold Cup	13.000 76T	12.500 43	14.500 11	13.000 90T	11.350 144	11.400 115T	75.750 73
74	1030	Jonathan Lerch	Tri Town	13.000 76T	12.550 42	13.700 32T	11.000 150	13.050 58T	12.400 69T	75.700 74
75T	1145	Brian Manning	Interstate Gymnastic	12.800 91T	10.650 136T	14.300 14T	13.650 58T	12.500 102T	11.650 108*	75.550 75T
75T	1162	Justin Corr	Columbia	12.500 109T	12.200 66T	12.150 95T	14.100 37T	12.950 64T	11.650 108*	75.550 75T
77	1089	Derick Thompson	Cobb	11.850 141T	12.000 78	12.600 78T	14.100 37T	12.250 116T	12.700 52T	75.500 77
78	1120	Nathan Sela	Desert Gymcat	12.250 123T	12.300 58T	11.650 125T	13.550 64T	13.450 29T	12.200 80T	75.400 78
79T	1055	Matthew Mejia	MN Valley	12.250 123T	12.400 49T	12.200 94	14.200 32T	12.550 98*	11.700 106T	75.300 79T
79T	1081	J.D. Allsup	Queen City	12.700 100T	12.300 58T	12.050 103T	12.100 136T	12.550 98*	13.600 19T	75.300 79T
79T	1090	Bobby Jacobs	Cobb	12.750 97T	10.850 129T	13.200 50T	12.850 99T	12.500 102T	13.150 35T	75.300 79T
82	1112	Daniel Williams	SCATS	11.300 153T	12.150 69T	12.800 73	13.700 56T	12.900 68T	12.400 69T	75.250 82
83	1012	Ryan Wilson	USGA	12.900 83T	12.350 53T	12.850 71T	13.200 81T	12.400 105T	11.450 114	75.150 83
84	1151	Malik DePasquale	Flying High	14.100 23T	11.200 116T	12.350 86T	14.150 34T	11.900 130	11.250 122T	74.950 84
85	1003	Brandon Adams	Top Flight - CA	11.550 149	12.450 44T	13.000 62T	12.300 129T	12.950 64T	12.600 59T	74.850 85
86	1047	Sanjaya Roy	PARKETTES	13.800 30T	11.950 79T	12.650 76T	13.400 70T	11.250 145T	11.750 103T	74.800 86
87	1122	Robert Rutherford	Elite	12.550 105T	10.850 129T	11.700 120T	13.750 55	12.400 105T	13.100 37T	74.350 87
88	1005	Kevin Kichik	GW	12.100 130T	11.200 116T	13.150 56T	12.300 129T	12.350 110T	13.200 30T	74.300 88
89	1063	Max Soifer	Metropolitan	13.000 76T	11.600 94T	11.600 129T	11.950 139T	13.450 29T	12.650 57T	74.250 89
90	1143	Zachary Gilbert	Spot	13.000 76T	11.600 94T	12.850 71T	12.800 103T	13.050 58T	10.900 137	74.200 90
91	1159	Jeffrey Andony	Xtreme Altitude	13.350 53T	12.100 73T	11.700 120T	13.300 78T	11.750 139T	11.850 96T	74.050 91
92T	1119	Zachary Rieger	Gym World Central	11.150 155	12.400 49T	13.300 47T	14.050 40T	11.750 139T	11.350 118T	74.000 92T
92T	1123	Piercen Davis	Gymcats	12.350 119T	13.050 22T	12.300 89T	12.950 93T	12.900 68T	10.450 143	74.000 92T
94T	1062	Andrew Kirk	Platinum	13.100 70T	11.500 101T	11.300 138T	13.450 66T	12.250 116T	12.350 72	73.950 94T
94T	1053	Michael Francis	MN Valley	11.900 139T	12.200 66T	12.050 103T	12.550 119T	12.950 64T	12.300 73T	73.950 94T
96	1007	David Zepeda	SD UNITED	11.650 146T	12.300 58T	12.600 78T	12.900 96T	12.050 124T	12.400 69T	73.900 96

# 2013 JO Nationals

## Meet Results - Seniors


May 1-5, 2013

Page: 5

Printed: 5/2/2013 9:42:19 PM

Men / 10 / 17-18 yrs

Session: 1JA,1JB,1SA,1SB,2JA,2JB,2SA,2SB,3JA,3JB,3SA,3SB

Rank	Num	Name	Gym							AA
97T	1152	Cole Jepsen	Masters	13.750 33T	11.800 85T	12.350 86T	12.350 126T	11.400 142T	12.000 90T	73.650 97T
97T	1027	Brenon Sommers	St. Charles	12.700 100T	11.700 89T	12.500 82	12.700 114T	12.850 79T	11.200 124T	73.650 97T
99	1101	Sean Quinn	Montgomery Cty	12.500 109T	10.650 136T	12.100 100T	13.650 58T	13.100 55T	11.400 115T	73.400 99
100T	1006	Jonathan Chin	Broadway	12.050 132T	9.250 155T	14.050 18T	12.750 110T	12.750 84T	12.500 63T	73.350 100T
100T	1079	Jonathan Schroeder	Queen City	13.350 53T	11.600 94T	12.600 78T	13.400 70T	11.250 145T	11.150 126T	73.350 100T
102	1064	Brandon Waller	Metro	12.600 103T	11.350 110T	9.900 157	13.900 46T	13.900 15	11.650 108T	73.300 102
103T	1103	Bobby Mackley	GYMSTRADA	13.400 51T	11.150 120T	12.100 100T	12.400 123T	12.050 124T	11.900 92T	73.000 103T
103T	1109	Caleb Walters	Salto	12.950 81T	11.350 110T	12.150 95T	13.300 78T	12.300 114T	10.950 133T	73.000 103T
105	1146	William White	Gym & More	12.250 123T	12.750 34T	11.450 134T	12.350 126T	12.650 92T	11.500 111T	72.950 105
106	1019	Daniel Wuthnow	CRENSHAW'S - TX	12.450 113T	11.950 79T	11.800 117T	13.400 70T	13.300 41T	9.950 149	72.850 106
107T	1044	Brandon Hardy	Arete	12.500 109T	10.500 142	11.450 134T	12.800 103*	13.450 29T	12.100 86T	72.800 107T
107T	1048	Peter Steinberg	LVSA	12.200 126T	10.950 128	11.700 120T	12.800 103*	12.900 68T	12.250 76T	72.800 107T
109	1124	Taylor Soch	Old Pueblo	12.800 91T	11.400 108T	11.800 117T	13.150 83T	12.250 116T	11.250 122T	72.650 109
110T	1032	Dean Kopp	Tri Town	13.450 48T	11.200 116T	11.950 110T	12.600 117T	12.550 98T	10.850 138	72.600 110T
110T	1105	Brett Quinn	Montgomery Cty	12.850 88T	11.150 120T	12.400 84T	12.700 114T	11.800 135T	11.700 106T	72.600 110T
112	1104	Sam Massa	Paragon	12.150 128T	12.400 49T	12.050 103T	12.400 123T	11.150 148T	12.250 76T	72.400 112
113	1163	Misha Kustin	Meadowlands	13.100 70T	10.000 150	11.950 110T	13.400 70T	12.700 88T	11.150 126T	72.300 113
114	1014	Conor Sheehy	Billings	13.150 67T	11.450 105T	11.700 120T	13.550 64T	12.400 105T	10.000 148	72.250 114
115	1028	Jeremiah White	Legacy	11.850 141T	11.950 79T	12.000 108T	13.650 58T	12.350 110T	10.400 144T	72.200 115
116	1097	Zachariah Watson	Active Athletics	13.900 29	8.950 157	11.100 144T	13.100 86	12.200 119T	12.800 47T	72.050 116
117	1142	Matthew Daybird	Olympia Gym	13.350 53T	10.550 139T	12.250 93	12.850 99T	12.900 68T	10.100 147	72.000 117
118	1155	Patrick Henley	Flying High	13.750 33T	11.500 101T	9.800 158	13.200 81T	12.300 114T	11.400 115T	71.950 118
119	1164	Max Murray	Upstate	11.700 145	11.500 101T	11.650 125T	12.800 103T	12.900 68T	11.350 118T	71.900 119
120	1013	Nathaniel Swanson	MAC	12.000 134T	10.200 148T	13.200 50T	11.650 145T	11.800 135T	13.000 40T	71.850 120

# 2013 JO Nationals

## Meet Results - Seniors

May 1-5, 2013

Rank	Num	Name	Gym							AA
121	1071	Ross Thompson	Emerald City	13.300 58T	9.900 152	11.850 114T	12.400 123T	11.850 131T	12.500 63T	71.800 121
122	1126	Brett Ridley	American KSC	12.800 91T	11.650 91T	11.250 141	12.800 103T	12.750 84T	10.400 144T	71.650 122
123	1134	Jacob Jarrett	Jill's Gymnastics	11.500 150T	11.050 125	12.050 103T	12.950 93T	12.950 64T	11.050 131T	71.550 123
124T	1029	Joseph Miele	GTC-MI	12.350 119T	11.550 98T	12.950 66T	10.800 151T	12.000 126T	11.800 101T	71.450 124T
124T	1033	Griffin Antle	Granite State	12.300 121T	11.850 83T	11.300 138T	12.850 99T	11.850 131T	11.300 120T	71.450 124T
126	1008	Danny Shugar	GW	12.900 83T	11.000 126T	10.500 152T	12.550 119T	12.500 102T	11.850 96T	71.300 126
127	1025	Christopher Wood	Cutting Edge	12.500 109T	10.200 148T	11.850 114T	13.350 77	11.250 145T	12.100 86T	71.250 127
128	1131	Jonathan Stogdill	Denali	14.200 20T	10.850 129T	11.200 142T	12.350 126T	12.900 68T	9.650 150	71.150 128
129	1148	Wayne Saya	Gym & More	12.200 126T	9.250 155T	12.150 95T	12.050 138	12.850 79T	12.600 59T	71.100 129
130	1147	Evan Jones	Gym & More	12.000 134T	11.350 110T	10.650 151	11.800 142T	13.100 55T	12.150 85	71.050 130
131	1020	Sterling Meltzer	GAGE	12.300 121T	10.750 133T	11.350 136T	12.300 129T	12.750 84T	11.500 111T	70.950 131
132T	1009	Eric Espejo	Azarian	12.600 103T	11.100 123T	11.100 144T	11.950 139T	13.350 37T	10.750 140	70.850 132T
132T	1168	AJ Sandberg	Swiss Turners	13.300 58T	10.350 145T	12.100 100T	12.300 129T	11.750 139T	11.050 131T	70.850 132T
134	1073	Seth Delbridge	Champions	12.950 81T	10.800 132	10.900 148T	11.350 147	11.800 135T	12.950 43T	70.750 134
135	1080	Alex Dumstorf	Queen City	13.400 51T	11.400 108T	8.700 161	12.900 96T	13.350 37T	10.950 133T	70.700 135
136	1061	Matthew Mulholland	SCATS	12.450 113T	10.550 139T	12.750 74T	13.400 70T	12.800 81T	8.650 155	70.600 136
137	1102	Joseph Gruber	Paragon	12.550 105T	11.200 116T	11.600 129T	13.050 87T	12.400 105T	9.450 152	70.250 137
138	1035	Alexander Bofill	Top Flight - MD	14.000 26	11.250 115	11.650 125T	13.850 48T	11.100 151	8.200 156	70.050 138
139	1031	Alexander Campagnone	AH-RI	12.450 113T	12.150 69T	10.900 148T	10.700 153T	12.200 119T	11.100 129T	69.500 139
140T	1173	Brian Beauvais	OSSG - Cranston	12.100 130T	10.300 147	12.150 95T	13.000 90T	10.050 155	11.850 96T	69.450 140T
140T	1158	Ian Jeppsen	Altius	12.450 113T	10.650 136T	11.350 136T	11.150 149	11.150 148T	12.700 52T	69.450 140T
142	1154	Vincent Van de Motter	Gym South	10.500 156	10.700 135	9.750 159	13.700 56T	13.200 51T	11.100 129T	68.950 142
143	1095	Matthew Elgart	South Miami	12.550 105T	11.300 113T	11.050 146	10.800 151T	11.950 128T	11.200 124T	68.850 143
144	1045	Sam Brunner	GK	11.900 139T	11.500 101T	11.000 147	12.150 135	11.150 148T	10.950 133T	68.650 144

# 2013 JO Nationals

## Meet Results - Seniors







May 1-5, 2013

Page: 7

Printed: 5/2/2013 9:42:19 PM

Men / 10 / 17-18 yrs

Session: 1JA,1JB,1SA,1SB,2JA,2JB,2SA,2SB,3JA,3JB,3SA,3SB

Rank	Num	Name	Gym							AA
145	1127	Elijah Joves	Cal Sports	12.800 91T	11.100 123T	11.600 129T	12.200 133T	10.100 154	10.800 139	68.600 145
146	1036	Alex Stewart	Top Flight - MD	12.650 102	9.500 154	10.400 154	12.200 133T	12.600 95T	10.650 141	68.000 146
147	1165	Gage Greiner	Greater Buffalo	11.650 146T	11.600 94T	10.050 156	12.750 110T	11.850 131T	9.150 153	67.050 147
148	1128	Maxwell Bennett	Demaray's	11.600 148	9.600 153	10.500 152T	12.800 103T	9.750 156	11.900 92T	66.150 148
149	1086	Bradford Rupert	Apollo Gym - VA	11.500 150T	9.950 151	11.700 120T	11.300 148	11.950 128T	8.700 154	65.100 149
150	1106	Jantzen Smith	TX CHAMP GYM - TX	11.850 141T	8.400 158	10.250 155	12.850 99T	10.600 153	10.950 133T	64.900 150
151	1056	George Bezold	Infinite	11.350 152	11.700 89T	9.350 160	12.100 136T	9.400 157	10.350 146	64.250 151
152	1054	Christopher Millett	Tumble Time	11.950 138	7.950 159	10.900 148T	10.700 153T	10.950 152	11.150 126T	63.600 152
153	1083	Franz Card	NH-GymVillage	0.000 157T	12.450 44T	13.050 60T	0.000 155T	11.400 142T	12.300 73T	49.200 153
154	1166	Demond Mosley	Cyclone	13.250 61T	0.000 160T	11.900 113	12.800 103T	0.000 158T	9.550 151	47.500 154
155	1049	Matthew Mannino	Surgents	12.000 134T	0.000 160T	11.200 142T	11.850 141	12.200 119T	_____ 157T	47.250 155
156	1067	Mitchell Soukup	ALAMO GYM - TX	0.000 157T	13.100 20T	14.700 6T	0.000 155T	13.400 34T	0.000 157T	41.200 156
157	1133	Reese Ricket	CYPRESS ACADEMY - TX	0.000 157T	10.550 139T	13.800 28T	0.000 155T	13.250 45T	0.000 157T	37.600 157
158	1110	Micah Wong	Salto	0.000 157T	12.150 69T	12.000 108T	0.000 155T	12.350 110T	0.000 157T	36.500 158
159	1038	Robert Meyer	Tataru's	0.000 157T	12.750 34T	13.550 39	0.000 155T	0.000 158T	0.000 157T	26.300 159
160	1114	Nicholas del Junco	New Hope	0.000 157T	12.050 76T	13.600 38	0.000 155T	0.000 158T	0.000 157T	25.650 160
161	1050	Walker Hopkins	Great Falls	11.300 153T	0.000 160T	0.000 162T	0.000 155T	0.000 158T	12.450 66T	23.750 161
162	1111	Dylan Darst	Classic	0.000 157T	0.000 160T	12.950 66T	0.000 155T	0.000 158T	10.550 142	23.500 162
163	1169	Andrew Klump	North Shore - MN	0.000 157T	14.150 2	0.000 162T	0.000 155T	0.000 158T	0.000 157T	14.150 163
164	1051	Xiao Liang	Westside	13.500 44T	0.000 160T	0.000 162T	0.000 155T	0.000 158T	0.000 157T	13.500 164
165	1161	Daniel Leal	INDIGO	0.000 157T	0.000 160T	0.000 162T	0.000 155T	0.000 158T	0.000 157T	0.000 165