







2013 JO Nationals

Level 10 JR Regional Team Results







May 1-5, 2013

Rank	Gym	Team	Score						
1	Team R3	R3	434.950	73.600 1	67.800 3	74.700 1	74.350 1	72.300 2	72.200 1
2	Team R4	R4	427.950	72.900 2	67.650 4	73.800 2	69.500 6	72.550 1	71.550 2
3	Team R1	R1	421.900	71.150 3	67.350 5	70.850 3	72.650 2	69.800 7	70.100 3
4	Team R5	R5	419.850	70.750 4	68.150 1	70.450 5	69.600 5	71.050 3	69.850 4
5	Team R7	R7	415.250	70.700 5	67.900 2	68.250 6	70.450 4	68.400 9	69.550 5
6	Team R9	R9	414.100	69.600 8	64.650 8	70.500 4	70.550 3	70.650 4T	68.150 8
7	Team R6	R6	412.100	70.600 6	64.850 7	68.200 7	68.500 7	70.550 6	69.400 6T
8	Team R8	R8	410.700	69.900 7	66.700 6	66.150 8	67.900 8	70.650 4T	69.400 6T
9	Team R2	R2	395.150	67.750 9	64.150 9	64.050 9	67.000 9	69.200 8	63.000 9

2013 JO Nationals

Level 10 JR Regional Team Results

May 1-5, 2013

Rank	Gym	Team	Score						
1	Team R3	R3	434.950	73.600 1	67.800 3	74.700 1	74.350 1	72.300 2	72.200 1
	2153	Levi Anderson		14.950					15.000
	2151	Colin Van Wicklen		14.900	13.250	14.700	14.700		14.500
	2087	Tristan Burke		14.850	13.250	14.750	14.900	14.350	
	2089	Yaroslav Pochinka		14.600	13.450				
	2150	Hunter Justus		14.300	13.800	15.050	14.700	14.700	14.850
	2070	Ryan Sheppard			14.050	14.600			
	2088	Fabian Deluna				15.600		14.400	
	2152	Jalon Stephens					15.050	14.550	
	2155	Alex Wilson					15.000		
	2154	Tanner West						14.300	13.950
	2096	Jacob Stanley							13.900
2	Team R4	R4	427.950	72.900 2	67.650 4	73.800 2	69.500 6	72.550 1	71.550 2
	2197	Marvin Kimble		16.050	15.050	16.100	15.400	15.650	15.800
	2196	Robert Neff		14.950	13.500	14.900	13.900	14.300	14.900
	2202	Dalton Struebin		14.400			13.650		
	2129	Ryan Wangler		13.800			13.250	14.250	13.550
	2136	Andrew Zymball		13.700				14.050	
	2201	Austin Kane			13.300				
	2130	Ryan Bergman			13.150	13.050		14.300	
	2059	Shashank Yallamraju			12.650				13.350
	2205	Josiah Eng				16.050			
	2198	Vitali Kan				13.700			
	2200	Austin Reinke					13.300		
	2131	Lukas Teixeira							13.950
3	Team R1	R1	421.900	71.150 3	67.350 5	70.850 3	72.650 2	69.800 7	70.100 3
	2003	Emyre Cole		15.000	13.550		14.500	13.950	
	2075	Jonah Urlaub		14.300	13.700	13.850			13.600
	2005	Christian Kalustian		14.100			14.150		13.700
	2138	Josh Everitt		14.000		14.300			
	2002	Alex Magsam		13.750		14.100	14.300		13.700
	2079	Elijah Parsells			13.700				
	2140	Nathan Goff			13.400			13.850	
	2072	Gareth Weiss			13.000				
	2000	Marty Strech				14.500	15.100		14.200
	2065	Gagik Gharibyan				14.100			14.900
	2141	Nicholas Garcia					14.600		
	2074	Nikita Latman						14.050	
	2004	Vadim Ivanov						14.000	
	2010	Roland Watson						13.950	

2013 JO Nationals

Level 10 JR Regional Team Results







May 1-5, 2013

Page: 2

Printed: 5/2/2013 9:47:21 PM

Men / 10 / 15-16 yrs







Session: 1JA,1JB,1SA,1SB,2JA,2JB,2SA,2SB,3JA,3JB,3SA,3SB

Rank	Gym	Team	Score						
4	Team R5	R5	419.850	70.750 4	68.150 1	70.450 5	69.600 5	71.050 3	69.850 4
	2064	Jonathon Fornoff		14.500				14.150	
	2019	Alec Yoder		14.200	14.500	13.900	13.700		13.900
	2165	Dalton Byerly		14.100					
	2098	Noah Beeman		14.000					
	2204	Austin Hodges		13.950	14.400				14.050
	2161	Anton Stephenson			13.100			14.150	
	2099	Michael Burns			13.100				13.850
	2203	Christopher Munneke			13.050				
	2160	Bobby Baker				14.500	14.600	14.950	13.550
	2194	Dennis Minton				14.100			
	2162	Michael Graft				14.000	13.700		
	2097	Grant Breckenridge				13.950		14.050	14.500
	2163	James Egelhoff					14.050		
	2100	Alec Krystek					13.550		
	2104	Stewart Spanbauer						13.750	
5	Team R7	R7	415.250	70.700 5	67.900 2	68.250 6	70.450 4	68.400 9	69.550 5
	2187	Kiwan Watts		15.400		14.300	14.500	13.850	14.350
	2044	Genki Suzuki		14.250	13.500		14.650		
	2174	Anthony Schoberl		14.000					13.950
	2188	Noah Roberson		13.550		13.600	13.900		
	2049	Gregory Tamargo		13.500		13.400			
	2045	Arinn Wade			14.500	13.800		13.950	13.800
	2043	Tristan Duran			13.300				13.750
	2120	Steven Rochelle			13.300			13.450	
	2068	Harry Mclellan			13.300				
	2046	Colin Coates				13.150			
	2121	Jake Brodarzon					13.800	13.700	
	2031	Michael Lober					13.600		
	2125	Christian Correale						13.450	
	2207	Jonathan Tang							13.700
6	Team R9	R9	414.100	69.600 8	64.650 8	70.500 4	70.550 3	70.650 4T	68.150 8
	2177	Yul Moldauer		14.800	13.550	14.400	14.300	15.400	14.550
	2180	Johnny Jacobson		14.050	13.200	14.700	14.000	14.950	14.150
	2183	Esteban Montiel		13.650			13.600	13.450	
	2182	Isaac Xiong		13.650				13.600	13.250
	2178	Dylan Ellsworth		13.450		14.150	13.850		13.250
	2135	Paul Marchando			12.950				
	2040	Drew Burton			12.500		14.800		
	2179	Jordyn Lopez			12.450				
	2041	Austin Lober				13.750			
	2181	Ryan Dunning				13.500		13.250	12.950

2013 JO Nationals

Level 10 JR Regional Team Results

May 1-5, 2013

Rank	Gym	Team	Score						
7	Team R6	R6	412.100	70.600 6	64.850 7	68.200 7	68.500 7	70.550 6	69.400 6T
	2026	Peter Daggett		14.500		14.550	13.250	14.050	14.200
	2028	Luke Aldrich		14.150					13.500
	2173	Joseph Bonanno		14.050					
	2027	Eric Klein		13.950		13.100	15.300	13.800	13.450
	2109	Paris Jr McGee		13.950					
	2057	Christopher Tricard			13.500				
	2108	Benjamin Cooperman			13.150				
	2171	Ryan Girouard			12.900				13.400
	2170	Andy Jones			12.750	13.800	12.800	13.900	
	2107	William Longwe			12.550				
	2106	David Jessen				14.000	13.400	14.500	14.850
	2029	Patrick Howard				12.750			
	2025	Shaun Herzog					13.750	14.300	
8	Team R8	R8	410.700	69.900 7	66.700 6	66.150 8	67.900 8	70.650 4T	69.400 6T
	2032	Anthony McCallum		14.350	13.000	13.550	14.500	14.500	13.450
	2111	Peyton Amick		14.150			13.100		13.300
	2033	Quest Hayden		14.050	14.050	13.300	14.300	14.500	14.250
	2035	Rogelio Vazquez		13.850		13.400		14.300	13.700
	2112	Andrew Spittler		13.500					
	2110	Jack Kramer			13.350	13.000		13.800	14.700
	2176	Samuel Su			13.150				
	2175	Marcos Gatinho			13.150				
	2113	Jack Hasenkopf				12.900			
	2116	Antone Wright					13.000		
	2036	Samuel Cittadino					13.000		
	2115	Preston Krah						13.550	
9	Team R2	R2	395.150	67.750 9	64.150 9	64.050 9	67.000 9	69.200 8	63.000 9
	2084	Josh Havelind		13.800	12.450			13.700	
	2145	Riley Ward		13.650		12.600	13.450	13.800	
	2053	Trace Jacquot		13.550					12.650
	2144	Fletcher Braunton		13.400	14.100	12.850	13.900		12.600
	2085	Benjamin Fisher		13.350					
	2054	Andre' Hufnagel			13.150				
	2147	Ethan Levitch			12.300				
	2146	Garrett Dee			12.150	13.050		13.900	12.700
	2149	Max DeFrees				13.250	12.650	14.000	
	2148	Farrell Baker				12.300			12.550
	2082	Gabriel Loges					14.200		12.500
	2083	Justin Hunt					12.800	13.800	