







# 2010 Visa Championships - Men Day 1

## Meet Results - Juniors 16-18

### Men

#### Competition I

Wednesday, August 11, 1:00pm

| Rank | Num | Name              | Gym               | Diff:         |  |  |  |  |  |  | AA     |
|------|-----|-------------------|-------------------|---------------|---|---|---|---|---|---|--------|
| 1    | 59  | Sam Mikulak       | SCATS HB          | 5.800         | ___   | 5.500   | 6.600   | 5.500   | 5.600   |   |        |
|      |     |                   |                   | Exec: 8.950   | ___   | 8.150   | 9.100   | 9.150   | 8.500   |   |        |
|      |     |                   |                   | ND: -0.400    | ___   | ___   | -0.100  | ___   | ___   |   |        |
|      |     |                   |                   | Final: 14.350 | ___   | 13.650  | 15.600  | 14.650  | 14.100  |   | 72.350 |
| 2    | 14  | Trevor Howard     | Hocking Valley    | 5.300         | 4.600   | 5.200   | 6.200   | 5.500   | ___   |   |        |
|      |     |                   |                   | Exec: 8.400   | 7.200   | 8.650   | 8.700   | 9.100   | ___   |   |        |
|      |     |                   |                   | ND: ___       | ___   | ___   | ___   | ___   | ___   |   |        |
|      |     |                   |                   | Final: 13.700 | 11.800  | 13.850  | 14.900  | 14.600  | ___   |   | 68.850 |
| 3    | 46  | Drew Moling       | Hocking Valley    | 5.000         | 4.800   | 5.200   | 5.400   | 5.000   | ___   |   |        |
|      |     |                   |                   | Exec: 8.800   | 7.750   | 8.650   | 8.900   | 8.650   | ___   |   |        |
|      |     |                   |                   | ND: ___       | ___   | ___   | ___   | ___   | ___   |   |        |
|      |     |                   |                   | Final: 13.800 | 12.550  | 13.850  | 14.300  | 13.650  | ___   |   | 68.150 |
| 4    | 61  | Matthew Felleman  | New England       | 5.500         | ___   | 5.400   | 6.200   | 5.200   | 5.300   |   |        |
|      |     |                   |                   | Exec: 8.700   | ___   | 6.200   | 8.950   | 7.750   | 8.500   |   |        |
|      |     |                   |                   | ND: ___       | ___   | ___   | ___   | ___   | ___   |   |        |
|      |     |                   |                   | Final: 14.200 | ___   | 11.600  | 15.150  | 12.950  | 13.800  |   | 67.700 |
| 5    | 83  | Jordan Valdez     | Champion Gym      | 5.000         | 4.700   | ___   | 5.800   | 5.200   | 4.900   |   |        |
|      |     |                   |                   | Exec: 8.900   | 7.950   | ___   | 7.800   | 9.450   | 7.850   |   |        |
|      |     |                   |                   | ND: ___       | ___   | ___   | -0.100  | ___   | ___   |   |        |
|      |     |                   |                   | Final: 13.900 | 12.650  | ___   | 13.500  | 14.650  | 12.750  |   | 67.450 |
| 6T   | 80  | Alex Strait       | Champion Gym      | 5.400         | 4.100   | ___   | 6.200   | 5.100   | 4.700   |   |        |
|      |     |                   |                   | Exec: 8.600   | 7.550   | ___   | 8.150   | 8.500   | 9.000   |   |        |
|      |     |                   |                   | ND: -0.100    | ___   | ___   | -0.100  | ___   | ___   |   |        |
|      |     |                   |                   | Final: 13.900 | 11.650  | ___   | 14.250  | 13.600  | 13.700  |   | 67.100 |
| 6T   | 4   | Wyatt Aycock      | Orlando Metro     | 5.500         | 4.800   | 5.100   | 6.200   | ___   | 4.800   |   |        |
|      |     |                   |                   | Exec: 8.500   | 7.500   | 8.450   | 8.800   | ___   | 7.850   |   |        |
|      |     |                   |                   | ND: -0.300    | ___   | ___   | -0.100  | ___   | ___   |   |        |
|      |     |                   |                   | Final: 13.700 | 12.300  | 13.550  | 14.900  | ___   | 12.650  |   | 67.100 |
| 8    | 62  | Jacoby Rubin      | Buffalo Grove     | 4.800         | 5.300   | 5.300   | ___   | 5.500   | 5.200   |   |        |
|      |     |                   |                   | Exec: 9.000   | 8.200   | 7.400   | ___   | 7.850   | 7.800   |   |        |
|      |     |                   |                   | ND: ___       | ___   | ___   | ___   | ___   | ___   |   |        |
|      |     |                   |                   | Final: 13.800 | 13.500  | 12.700  | ___   | 13.350  | 13.000  |   | 66.350 |
| 9    | 31  | Wasef Burbar      | Buffalo Grove     | 5.000         | 4.600   | 4.800   | ___   | 5.400   | 5.500   |   |        |
|      |     |                   |                   | Exec: 8.750   | 6.800   | 8.200   | ___   | 8.400   | 8.500   |   |        |
|      |     |                   |                   | ND: ___       | ___   | ___   | ___   | ___   | ___   |   |        |
|      |     |                   |                   | Final: 13.750 | 11.400  | 13.000  | ___   | 13.800  | 14.000  |   | 65.950 |
| 10   | 22  | Michael Strathern | Bartlett          | 5.100         | 4.200   | 4.700   | 6.600   | 5.500   | ___   |   |        |
|      |     |                   |                   | Exec: 8.850   | 7.000   | 8.400   | 8.350   | 7.600   | ___   |   |        |
|      |     |                   |                   | ND: -0.300    | ___   | ___   | -0.200  | ___   | ___   |   |        |
|      |     |                   |                   | Final: 13.650 | 11.200  | 13.100  | 14.750  | 13.100  | ___   |   | 65.800 |
| 11   | 66  | Cale Robinson     | Premier Athletics | ___           | 3.400   | 4.000   | 6.200   | 4.700   | 4.600   |   |        |
|      |     |                   |                   | Exec: ___     | 8.150   | 8.050   | 9.500   | 8.450   | 8.600   |   |        |
|      |     |                   |                   | ND: ___       | ___   | ___   | ___   | ___   | ___   |   |        |
|      |     |                   |                   | Final: ___    | 11.550  | 12.050  | 15.700  | 13.150  | 13.200  |   | 65.650 |







# 2010 Visa Championships - Men Day 1

## Meet Results - Juniors 16-18

### Men

#### Competition I

Wednesday, August 11, 1:00pm

| Rank | Num | Name               | Gym             | Diff:         |  |  |  |  |  |  | AA     |
|------|-----|--------------------|-----------------|---------------|---|---|---|---|---|---|--------|
| 12   | 78  | CJ Schaaf          | Cypress Academy | 5.000         | 5.100   | 4.900   | 5.800   | 4.900   | ___   | ___   | 65.600 |
|      |     |                    |                 | Exec: 7.400   | 7.000   | 8.100   | 8.850   | 8.850   | ___   | ___   |        |
|      |     |                    |                 | ND: -0.300    | ___   | ___   | ___   | ___   | ___   | ___   |        |
|      |     |                    |                 | Final: 12.100 | 12.100  | 13.000  | 14.650  | 13.750  | ___   | ___   |        |
| 13   | 81  | Joshua Ungar       | Tim Daggett's   | ___           | 3.800   | 4.800   | 5.800   | 4.400   | 4.600   | ___   | 64.500 |
|      |     |                    |                 | Exec: ___     | 7.500   | 8.500   | 8.900   | 8.400   | 7.800   | ___   |        |
|      |     |                    |                 | ND: ___       | ___   | ___   | ___   | ___   | ___   | ___   |        |
|      |     |                    |                 | Final: ___    | 11.300  | 13.300  | 14.700  | 12.800  | 12.400  | ___   |        |
| 14   | 44  | Justin Morinishi   | St. Louis       | 5.000         | 4.500   | ___   | 5.800   | 4.400   | 3.900   | ___   | 63.750 |
|      |     |                    |                 | Exec: 7.650   | 7.550   | ___   | 9.100   | 8.000   | 8.350   | ___   |        |
|      |     |                    |                 | ND: -0.500    | ___   | ___   | ___   | ___   | ___   | ___   |        |
|      |     |                    |                 | Final: 12.150 | 12.050  | ___   | 14.900  | 12.400  | 12.250  | ___   |        |
| 15   | 55  | Colton Wulf        | Air Force       | ___           | 4.900   | 4.400   | 5.400   | 4.800   | 4.600   | ___   | 63.450 |
|      |     |                    |                 | Exec: ___     | 6.450   | 8.700   | 8.850   | 7.450   | 7.900   | ___   |        |
|      |     |                    |                 | ND: ___       | ___   | ___   | ___   | ___   | ___   | ___   |        |
|      |     |                    |                 | Final: ___    | 11.350  | 13.100  | 14.250  | 12.250  | 12.500  | ___   |        |
| 16   | 63  | Nicholas Hunter    | Gym World       | 4.800         | 4.300   | 4.500   | ___   | 4.800   | 4.500   | ___   | 63.050 |
|      |     |                    |                 | Exec: 8.550   | 6.950   | 8.300   | ___   | 8.050   | 8.300   | ___   |        |
|      |     |                    |                 | ND: ___       | ___   | ___   | ___   | ___   | ___   | ___   |        |
|      |     |                    |                 | Final: 13.350 | 11.250  | 12.800  | ___   | 12.850  | 12.800  | ___   |        |
| 17T  | 88  | Ellis Mannon       | Indy School     | 4.500         | 5.200   | 4.700   | 4.600   | 4.500   | ___   | ___   | 62.750 |
|      |     |                    |                 | Exec: 7.150   | 7.200   | 7.550   | 9.000   | 8.350   | ___   | ___   |        |
|      |     |                    |                 | ND: ___       | ___   | ___   | ___   | ___   | ___   | ___   |        |
|      |     |                    |                 | Final: 11.650 | 12.400  | 12.250  | 13.600  | 12.850  | ___   | ___   |        |
| 17T  | 82  | Alex Bubnov        | Surgent's Elite | 4.600         | 4.400   | ___   | 5.000   | 4.200   | 4.500   | ___   | 62.750 |
|      |     |                    |                 | Exec: 8.850   | 7.400   | ___   | 8.250   | 7.900   | 7.750   | ___   |        |
|      |     |                    |                 | ND: ___       | ___   | ___   | -0.100  | ___   | ___   | ___   |        |
|      |     |                    |                 | Final: 13.450 | 11.800  | ___   | 13.150  | 12.100  | 12.250  | ___   |        |
| 19   | 65  | Christopher Turner | WCOGA           | 4.900         | 5.400   | 4.900   | 6.200   | ___   | 4.900   | ___   | 62.650 |
|      |     |                    |                 | Exec: 7.500   | 5.650   | 8.150   | 7.800   | ___   | 8.050   | ___   |        |
|      |     |                    |                 | ND: -0.500    | ___   | ___   | -0.300  | ___   | ___   | ___   |        |
|      |     |                    |                 | Final: 11.900 | 11.050  | 13.050  | 13.700  | ___   | 12.950  | ___   |        |
| 20   | 69  | Spencer Smith      | Metropolitan    | ___           | 4.600   | 3.700   | 5.400   | 4.200   | 4.200   | ___   | 62.000 |
|      |     |                    |                 | Exec: ___     | 7.250   | 8.100   | 8.550   | 8.550   | 7.450   | ___   |        |
|      |     |                    |                 | ND: ___       | ___   | ___   | ___   | ___   | ___   | ___   |        |
|      |     |                    |                 | Final: ___    | 11.850  | 11.800  | 13.950  | 12.750  | 11.650  | ___   |        |
| 21   | 68  | Eric Schryver      | WOGA            | 0.000         | 5.700   | 4.500   | 0.000   | ___   | 4.900   | ___   | 36.300 |
|      |     |                    |                 | Exec: 0.000   | 6.850   | 7.800   | 0.000   | ___   | 6.550   | ___   |        |
|      |     |                    |                 | ND: ___       | ___   | ___   | ___   | ___   | ___   | ___   |        |
|      |     |                    |                 | Final: 0.000  | 12.550  | 12.300  | 0.000   | ___   | 11.450  | ___   |        |
| 22   | 23  | Cyrus Dobre-Mofid  | Hanover         | 0.000         | 0.000   | 0.000   | 0.000   | 0.000   | 1.300   | ___   | 2.300  |
|      |     |                    |                 | Exec: 0.000   | 0.000   | 0.000   | 0.000   | 0.000   | 1.000   | ___   |        |
|      |     |                    |                 | ND: ___       | ___   | ___   | ___   | ___   | ___   | ___   |        |
|      |     |                    |                 | Final: 0.000  | 0.000   | 0.000   | 0.000   | 0.000   | 2.300   | ___   |        |