







2010 Visa Championships - Men Day 1

Meet Results - Juniors 14-15

Men

Competition I

Wednesday, August 11, 1:00pm

Rank	Num	Name	Gym	Diff:							AA
1	49	Sean Melton	Orlando Metro	5.700	5.000	4.800	6.200	___	4.800		
				Exec: 8.800	8.800	8.750	8.550	___	8.350		
				ND: ___	___	___	___	___	___		
				Final: 14.500	13.800	13.550	14.750	___	13.150		69.750
2	30	Jake Martin	Orlando Metro	5.600	5.200	5.300	6.200	___	5.400		
				Exec: 7.950	8.500	7.950	9.050	___	8.200		
				ND: -0.500	___	___	___	___	___		
				Final: 13.050	13.700	13.250	15.250	___	13.600		68.850
3	43	Adrian de los Angeles	SCATS HB	5.000	___	5.200	6.200	5.000	4.800		
				Exec: 8.750	___	8.700	8.650	8.400	8.000		
				ND: ___	___	___	-0.100	___	___		
				Final: 13.750	___	13.900	14.750	13.400	12.800		68.600
4	25	Stacey Ervin	Mills	5.300	4.200	___	6.200	4.500	4.100		
				Exec: 8.950	7.600	___	9.300	9.000	8.800		
				ND: ___	___	___	___	___	___		
				Final: 14.250	11.800	___	15.500	13.500	12.900		67.950
5	39	Kevin Ko	Golden Bear	___	4.000	4.600	5.400	4.200	4.700		
				Exec: ___	8.150	8.350	8.850	9.200	8.900		
				ND: ___	___	___	___	___	___		
				Final: ___	12.150	12.950	14.250	13.400	13.600		66.350
6	7	Jonathan Deaton	Tim Daggett's	___	4.700	4.500	6.200	4.800	5.000		
				Exec: ___	7.750	8.450	8.100	9.250	7.450		
				ND: ___	___	___	-0.100	___	___		
				Final: ___	12.450	12.950	14.200	14.050	12.450		66.100
7	38	Alex Johnson	OSU Boys	5.300	4.900	5.000	5.400	4.100	___		
				Exec: 9.050	7.150	8.200	8.900	7.700	___		
				ND: ___	___	___	___	___	___		
				Final: 14.350	12.050	13.200	14.300	11.800	___		65.700
8	85	Timothy Wang	South Coast	5.500	5.200	4.400	___	5.000	4.700		
				Exec: 7.850	8.100	7.400	___	8.850	8.450		
				ND: ___	___	___	___	___	___		
				Final: 13.350	13.300	11.800	___	13.850	13.150		65.450
9	70	Nick Spiro	New Hope	5.100	4.600	___	6.200	4.200	4.500		
				Exec: 7.600	8.650	___	7.600	8.900	8.050		
				ND: ___	___	___	-0.300	___	___		
				Final: 12.700	13.250	___	13.500	13.100	12.550		65.100
10T	5	Kevin Baker	Queen City	4.900	3.700	4.800	4.600	5.000	___		
				Exec: 8.700	8.100	8.700	8.550	8.100	___		
				ND: ___	___	___	-0.100	___	___		
				Final: 13.600	11.800	13.500	13.050	13.100	___		65.050
10T	40	Daniel Lucas	Branch	5.100	3.600	5.000	6.200	___	4.400		
				Exec: 8.050	8.400	7.250	9.000	___	8.550		
				ND: -0.500	___	___	___	___	___		
				Final: 12.650	12.000	12.250	15.200	___	12.950		65.050







2010 Visa Championships - Men Day 1

Meet Results - Juniors 14-15

Men

Competition I

Wednesday, August 11, 1:00pm

Rank	Num	Name	Gym							AA
12	45	Kanji Oyama	SCATS HB	Diff: 4.400 Exec: 8.700 ND: Final: 13.100	___ ___ ___ ___	4.700 8.100 ___ 12.800	5.400 8.800 ___ 14.200	4.700 7.250 ___ 11.950	4.800 8.100 ___ 12.900	64.950
13	77	Jacob Dastrup	Arete	Diff: 5.300 Exec: 7.550 ND: -0.300 Final: 12.550	5.400 8.250 ___ 13.650	4.800 7.800 ___ 12.600	___ ___ ___ ___	4.800 8.700 ___ 13.500	4.600 8.000 ___ 12.600	64.900
14	48	Maximilian Mayr	Universal	Diff: 5.000 Exec: 7.950 ND: -0.500 Final: 12.450	4.200 7.250 ___ 11.450	5.200 8.450 ___ 13.650	___ ___ ___ ___	5.200 9.050 ___ 14.250	5.100 7.850 ___ 12.950	64.750
15	37	Joseph Peters	Parkettes	Diff: 5.000 Exec: 8.100 ND: Final: 13.100	4.700 7.850 ___ 12.550	3.700 7.600 ___ 11.300	___ ___ ___ ___	5.500 8.450 ___ 13.950	5.100 8.450 ___ 13.550	64.450
16	29	Alec Robin	Victory	Diff: 5.400 Exec: 8.500 ND: Final: 13.900	___ ___ ___ ___	3.400 7.550 ___ 10.950	6.200 9.150 ___ 15.350	4.500 8.750 ___ 13.250	4.100 6.750 ___ 10.850	64.300
17	87	Donnell Whittenburg	Ultimate	Diff: 4.900 Exec: 8.300 ND: -0.100 Final: 13.100	4.700 4.700 ___ 9.400	___ ___ ___ ___	6.200 9.100 ___ 15.300	5.100 8.050 ___ 13.150	4.900 8.250 ___ 13.150	64.100
18	52	Alex Powarzynski	SCATS HB	Diff: 5.000 Exec: 8.050 ND: Final: 13.050	___ ___ ___ ___	4.500 8.100 ___ 12.600	6.200 7.650 -0.300 13.550	5.100 6.850 ___ 11.950	4.500 8.300 ___ 12.800	63.950
19	6	Jack Boyle	Premier West	Diff: 4.700 Exec: 8.000 ND: Final: 12.700	___ ___ ___ ___	4.700 8.100 ___ 12.800	5.400 8.450 ___ 13.850	4.400 8.750 ___ 13.150	4.500 6.600 ___ 11.100	63.600
20	47	Daniel DiBenedetto	Tim Daggett's	Diff: ___ Exec: ___ ND: Final: ___	3.900 7.650 ___ 11.550	4.400 8.100 ___ 12.500	4.600 8.700 ___ 13.300	4.500 8.800 ___ 13.300	4.400 7.250 ___ 11.650	62.300