







# 2010 Visa Championships - Men Day 1

## Meet Results - Juniors 14-15

### Men

#### Competition I

Wednesday, August 11, 1:00pm

Rank	Num	Name	Gym							AA
1	25	Stacey Ervin	Mills	Diff: 5.300	___	___	6.200	4.500	4.100	
				Exec: 8.950	___	___	9.300	9.000	8.800	
				ND: ___	___	___	___	___	___	
				Final: 14.250	___	___	15.500	13.500	12.900	56.150
2	49	Sean Melton	Orlando Metro	Diff: 5.700	5.000	4.800	___	___	4.800	
				Exec: 8.800	8.800	8.750	___	___	8.350	
				ND: ___	___	___	___	___	___	
				Final: 14.500	13.800	13.550	___	___	13.150	55.000
3	43	Adrian de los Angeles	SCATS HB	Diff: ___	___	5.200	6.200	5.000	4.800	
				Exec: ___	___	8.700	8.650	8.400	8.000	
				ND: ___	___	___	-0.100	___	___	
				Final: ___	___	13.900	14.750	13.400	12.800	54.850
4	87	Donnell Whittenburg	Ultimate	Diff: 4.900	___	___	6.200	5.100	4.900	
				Exec: 8.300	___	___	9.100	8.050	8.250	
				ND: -0.100	___	___	___	___	___	
				Final: 13.100	___	___	15.300	13.150	13.150	54.700
5	38	Alex Johnson	OSU Boys	Diff: 5.300	4.900	5.000	5.400	___	___	
				Exec: 9.050	7.150	8.200	8.900	___	___	
				ND: ___	___	___	___	___	___	
				Final: 14.350	12.050	13.200	14.300	___	___	53.900
6T	7	Jonathan Deaton	Tim Daggett's	Diff: ___	4.700	4.500	6.200	4.800	___	
				Exec: ___	7.750	8.450	8.100	9.250	___	
				ND: ___	___	___	-0.100	___	___	
				Final: ___	12.450	12.950	14.200	14.050	___	53.650
6T	85	Timothy Wang	South Coast	Diff: 5.500	5.200	___	___	5.000	4.700	
				Exec: 7.850	8.100	___	___	8.850	8.450	
				ND: ___	___	___	___	___	___	
				Final: 13.350	13.300	___	___	13.850	13.150	53.650
8	30	Jake Martin	Orlando Metro	Diff: 5.600	5.200	5.300	___	___	5.400	
				Exec: 7.950	8.500	7.950	___	___	8.200	
				ND: -0.500	___	___	___	___	___	
				Final: 13.050	13.700	13.250	___	___	13.600	53.600
9	37	Joseph Peters	Parkettes	Diff: 5.000	4.700	___	___	5.500	5.100	
				Exec: 8.100	7.850	___	___	8.450	8.450	
				ND: ___	___	___	___	___	___	
				Final: 13.100	12.550	___	___	13.950	13.550	53.150
10	39	Kevin Ko	Golden Bear	Diff: ___	4.000	4.600	5.400	4.200	___	
				Exec: ___	8.150	8.350	8.850	9.200	___	
				ND: ___	___	___	___	___	___	
				Final: ___	12.150	12.950	14.250	13.400	___	52.750
11	77	Jacob Dastrup	Arete	Diff: 5.300	5.400	___	___	4.800	4.600	
				Exec: 7.550	8.250	___	___	8.700	8.000	
				ND: -0.300	___	___	___	___	___	
				Final: 12.550	13.650	___	___	13.500	12.600	52.300







# 2010 Visa Championships - Men Day 1

## Meet Results - Juniors 14-15

### Men

#### Competition I

Wednesday, August 11, 1:00pm

Rank	Num	Name	Gym							AA
12	5	Kevin Baker	Queen City	Diff: 4.900	3.700	4.800	4.600	—	—	
				Exec: 8.700	8.100	8.700	8.550	—	—	
				ND: —	—	—	-0.100	—	—	
				Final: 13.600	11.800	13.500	13.050	—	—	51.950
13T	45	Kanji Oyama	SCATS HB	Diff: —	—	4.700	5.400	4.700	4.800	
				Exec: —	—	8.100	8.800	7.250	8.100	
				ND: —	—	—	—	—	—	
				Final: —	—	12.800	14.200	11.950	12.900	51.850
13T	70	Nick Spiro	New Hope	Diff: 5.100	—	—	6.200	4.200	4.500	
				Exec: 7.600	—	—	7.600	8.900	8.050	
				ND: —	—	—	-0.300	—	—	
				Final: 12.700	—	—	13.500	13.100	12.550	51.850
15	48	Maximilian Mayr	Universal	Diff: 5.000	4.200	—	—	5.200	5.100	
				Exec: 7.950	7.250	—	—	9.050	7.850	
				ND: -0.500	—	—	—	—	—	
				Final: 12.450	11.450	—	—	14.250	12.950	51.100
16T	6	Jack Boyle	Premier West	Diff: —	—	4.700	5.400	4.400	4.500	
				Exec: —	—	8.100	8.450	8.750	6.600	
				ND: —	—	—	—	—	—	
				Final: —	—	12.800	13.850	13.150	11.100	50.900
16T	52	Alex Powarzynski	SCATS HB	Diff: —	—	4.500	6.200	5.100	4.500	
				Exec: —	—	8.100	7.650	6.850	8.300	
				ND: —	—	—	-0.300	—	—	
				Final: —	—	12.600	13.550	11.950	12.800	50.900
18	47	Daniel DiBenedetto	Tim Daggett's	Diff: —	3.900	4.400	4.600	4.500	—	
				Exec: —	7.650	8.100	8.700	8.800	—	
				ND: —	—	—	—	—	—	
				Final: —	11.550	12.500	13.300	13.300	—	50.650
19	29	Alec Robin	Victory	Diff: —	—	3.400	6.200	4.500	4.100	
				Exec: —	—	7.550	9.150	8.750	6.750	
				ND: —	—	—	—	—	—	
				Final: —	—	10.950	15.350	13.250	10.850	50.400
20	40	Daniel Lucas	Branch	Diff: 5.100	3.600	5.000	—	—	4.400	
				Exec: 8.050	8.400	7.250	—	—	8.550	
				ND: -0.500	—	—	—	—	—	
				Final: 12.650	12.000	12.250	—	—	12.950	49.850