







2010 Visa Championships - Men Day 1

Meet Results - Juniors 14-15

Men

Competition I

Wednesday, August 11, 1:00pm

Rank	Num	Name	Gym							AA
1	43	Adrian de los Angeles	SCATS HB	Diff:	5.200	6.200	5.000		
				Exec:	8.700	8.650	8.400		
				ND:		-0.100			
				Final:	13.900	14.750	13.400		42.050
2	25	Stacey Ervin	Mills	Diff:		6.200	4.500	4.100		
				Exec:		9.300	9.000	8.800		
				ND:		
				Final:		15.500	13.500	12.900		41.900
3	87	Donnell Whittenburg	Ultimate	Diff:		6.200	5.100	4.900		
				Exec:		9.100	8.050	8.250		
				ND:		
				Final:		15.300	13.150	13.150		41.600
4	49	Sean Melton	Orlando Metro	Diff: 5.700	5.000	4.800		
				Exec: 8.800	8.800	8.350		
				ND:		
				Final: 14.500	13.800	13.150		41.450
5	37	Joseph Peters	Parkettes	Diff: 5.000	5.500	5.100	
				Exec: 8.100	8.450	8.450	
				ND:	
				Final: 13.100	13.950	13.550	40.600
6T	30	Jake Martin	Orlando Metro	Diff: 5.600	5.200	5.400	
				Exec: 7.950	8.500	8.200	
				ND: -0.500	
				Final: 13.050	13.700	13.600	40.350
6T	85	Timothy Wang	South Coast	Diff: 5.500	5.000	4.700	
				Exec: 7.850	8.850	8.450	
				ND:	
				Final: 13.350	13.850	13.150	40.350
8	6	Jack Boyle	Premier West	Diff:	4.700	5.400	4.400	
				Exec:	8.100	8.450	8.750	
				ND:	
				Final:	12.800	13.850	13.150	39.800
9	48	Maximilian Mayr	Universal	Diff: 5.000	5.200	5.100	
				Exec: 7.950	9.050	7.850	
				ND: -0.500	
				Final: 12.450	14.250	12.950	39.650
10T	38	Alex Johnson	OSU Boys	Diff: 5.300	4.900	5.000	
				Exec: 9.050	7.150	8.200	
				ND:	
				Final: 14.350	12.050	13.200	39.600
10T	7	Jonathan Deaton	Tim Daggett's	Diff:	4.700	4.500	6.200	
				Exec:	7.750	8.450	8.100	
				ND:			-0.100	
				Final:	12.450	12.950	14.200	39.600







2010 Visa Championships - Men Day 1

Meet Results - Juniors 14-15

Men

Competition I

Wednesday, August 11, 1:00pm

Rank	Num	Name	Gym							AA			
12	29	Alec Robin	Victory	Diff: . . .	Exec: . . .	ND: . . .	Final: . . .	3.400	6.200	4.500	. . .		
				Exec: . . .	ND: . . .	Final: . . .	7.550	9.150	8.750	. . .			
				Final: . . .	Final: . . .	Final: . . .	Final: . . .	10.950	15.350	13.250	. . .	39.550	
13	39	Kevin Ko	Golden Bear	Diff: . . .	Exec: . . .	ND: . . .	Final: . . .	4.000	4.600	5.400	. . .		
				Exec: . . .	ND: . . .	Final: . . .	Final: . . .	8.150	8.350	8.850	. . .		
				Final: . . .	Final: . . .	Final: . . .	Final: . . .	12.150	12.950	14.250	. . .	39.350	
14	70	Nick Spiro	New Hope	Diff: . . .	Exec: . . .	ND: . . .	Final:	6.200	4.200	4.500		
				Exec: . . .	ND: . . .	Final: . . .	Final:	7.600	8.900	8.050		
				Final: . . .	Final: . . .	Final: . . .	Final:	-0.300		
				Final: . . .	Final: . . .	Final: . . .	Final:	13.500	13.100	12.550	39.150	
15	45	Kanji Oyama	SCATS HB	Diff: . . .	Exec: . . .	ND: . . .	Final: . . .	4.700	5.400	4.700	. . .		
				Exec: . . .	ND: . . .	Final: . . .	Final: . . .	8.100	8.800	7.250	. . .		
				Final: . . .	Final: . . .	Final: . . .	Final: . . .	12.800	14.200	11.950	. . .	38.950	
16	5	Kevin Baker	Queen City	Diff: 4.900	Exec: 8.700	ND: . . .	Final: . . .	3.700	4.800		
				Exec: 8.700	ND: . . .	Final: . . .	Final: . . .	8.100	8.700		
				Final: . . .	Final: . . .	Final: . . .	Final: . . .	13.600	11.800	13.500	. . .	38.900	
17	77	Jacob Dastrup	Arete	Diff: 5.300	Exec: 7.550	ND: -0.300	Final:	4.800	4.600	
				Exec: 7.550	ND: -0.300	Final: . . .	Final:	8.700	8.000	
				Final: . . .	Final: . . .	Final: . . .	Final: . . .	12.550	13.500	12.600	38.650
18	52	Alex Powarzynski	SCATS HB	Diff: . . .	Exec: . . .	ND: . . .	Final: . . .	4.500	6.200	5.100	. . .		
				Exec: . . .	ND: . . .	Final: . . .	Final: . . .	8.100	7.650	6.850	. . .		
				Final: . . .	Final: . . .	Final: . . .	Final: . . .	12.600	13.550	11.950	. . .	38.100	
19	40	Daniel Lucas	Branch	Diff: 5.100	Exec: 8.050	ND: -0.500	Final: . . .	3.600	4.400		
				Exec: 8.050	ND: -0.500	Final: . . .	Final: . . .	8.400	8.550		
				Final: . . .	Final: . . .	Final: . . .	Final: . . .	12.650	12.000	. . .	12.950	37.600	
20	47	Daniel DiBenedetto	Tim Daggett's	Diff: . . .	Exec: . . .	ND: . . .	Final: . . .	3.900	4.400	4.600	. . .		
				Exec: . . .	ND: . . .	Final: . . .	Final: . . .	7.650	8.100	8.700	. . .		
				Final: . . .	Final: . . .	Final: . . .	Final: . . .	11.550	12.500	13.300	. . .	37.350	