







2010 Visa Championships - Men Day 1

Meet Results - Juniors 14-15

Men

Competition I

Wednesday, August 11, 1:00pm

Rank	Num	Name	Gym							AA
1	25	Stacey Ervin	Mills	Diff:	6.200	4.500	. . .	
				Exec:	9.300	9.000	. . .	
				ND:	
				Final:	15.500	13.500	. . .	29.000
2	43	Adrian de los Angeles	SCATS HB	Diff:	5.200	6.200	
				Exec:	8.700	8.650	
				ND:	-0.100	
				Final:	13.900	14.750	28.650
3	87	Donnell Whittenburg	Ultimate	Diff:	6.200	5.100	. . .	
				Exec:	9.100	8.050	. . .	
				ND:	
				Final:	15.300	13.150	. . .	28.450
4	49	Sean Melton	Orlando Metro	Diff: 5.700	4.800	
				Exec: 8.800	8.350	
				ND:	
				Final: 14.500	13.150	27.650
5	37	Joseph Peters	Parkettes	Diff:	5.500	5.100	
				Exec:	8.450	8.450	
				ND:	
				Final:	13.950	13.550	27.500
6	48	Maximilian Mayr	Universal	Diff:	5.200	5.100	
				Exec:	9.050	7.850	
				ND:	
				Final:	14.250	12.950	27.200
7T	45	Kanji Oyama	SCATS HB	Diff:	4.700	5.400	
				Exec:	8.100	8.800	
				ND:	
				Final:	12.800	14.200	27.000
7T	85	Timothy Wang	South Coast	Diff:	5.000	4.700	
				Exec:	8.850	8.450	
				ND:	
				Final:	13.850	13.150	27.000
9T	6	Jack Boyle	Premier West	Diff:	4.700	5.400	
				Exec:	8.100	8.450	
				ND:	
				Final:	12.800	13.850	26.650
9T	30	Jake Martin	Orlando Metro	Diff: 5.600	5.400	
				Exec: 7.950	8.200	
				ND: -0.500	
				Final: 13.050	13.600	26.650
11	70	Nick Spiro	New Hope	Diff:	6.200	4.200	. . .	
				Exec:	7.600	8.900	. . .	
				ND:	-0.300	
				Final:	13.500	13.100	. . .	26.600







2010 Visa Championships - Men Day 1

Meet Results - Juniors 14-15

Men

Competition I

Wednesday, August 11, 1:00pm

Rank	Num	Name	Gym							AA
12	38	Alex Johnson	OSU Boys	Diff: 5.300	4.900	—	—	—	—	
				Exec: 9.050	7.150	—	—	—	—	
				ND: —	—	—	—	—	—	
				Final: 14.350	12.050	—	—	—	—	26.400
13	29	Alec Robin	Victory	Diff: —	—	3.400	6.200	—	—	
				Exec: —	—	7.550	9.150	—	—	
				ND: —	—	—	—	—	—	
				Final: —	—	10.950	15.350	—	—	26.300
14	52	Alex Powarzynski	SCATS HB	Diff: —	—	4.500	6.200	—	—	
				Exec: —	—	8.100	7.650	—	—	
				ND: —	—	—	-0.300	—	—	
				Final: —	—	12.600	13.550	—	—	26.150
15	77	Jacob Dastrup	Arete	Diff: —	—	—	—	4.800	4.600	
				Exec: —	—	—	—	8.700	8.000	
				ND: —	—	—	—	—	—	
				Final: —	—	—	—	13.500	12.600	26.100
16	40	Daniel Lucas	Branch	Diff: 5.100	—	—	—	—	4.400	
				Exec: 8.050	—	—	—	—	8.550	
				ND: -0.500	—	—	—	—	—	
				Final: 12.650	—	—	—	—	12.950	25.600
17T	5	Kevin Baker	Queen City	Diff: 4.900	3.700	—	—	—	—	
				Exec: 8.700	8.100	—	—	—	—	
				ND: —	—	—	—	—	—	
				Final: 13.600	11.800	—	—	—	—	25.400
17T	7	Jonathan Deaton	Tim Daggett's	Diff: —	4.700	4.500	—	—	—	
				Exec: —	7.750	8.450	—	—	—	
				ND: —	—	—	—	—	—	
				Final: —	12.450	12.950	—	—	—	25.400
19	39	Kevin Ko	Golden Bear	Diff: —	4.000	4.600	—	—	—	
				Exec: —	8.150	8.350	—	—	—	
				ND: —	—	—	—	—	—	
				Final: —	12.150	12.950	—	—	—	25.100
20	47	Daniel DiBenedetto	Tim Daggett's	Diff: —	3.900	4.400	—	—	—	
				Exec: —	7.650	8.100	—	—	—	
				ND: —	—	—	—	—	—	
				Final: —	11.550	12.500	—	—	—	24.050