

# NCAA Gymnastics Score Sheet

Teams: Home Ball State University Visitor Boise State University

Date Mar 31, 2022 Place University Of Oklahoma Gymnastics Attendance 501

Name		1	2	3	4	nd	AVE	Name		1	2	3	4	nd	AVE
V A U L T	1 Suki Pfister	951	9.85	9.85	9.85	9.80	9.850	1	Hope Masiado	405	9.75	9.80	9.75	9.75	9.750
								2	Maddi Nilson	408	9.75	9.75	9.75	9.80	9.750
								3	Emily Lopez	403	9.80	9.80	9.80	9.90	9.800
								4	Samantha Smith	412	9.70	9.75	9.75	9.70	9.725
								5	Courtney Blackson	401	9.80	9.80	9.80	9.85	9.800
								6	Alyssa Vulaj	414	9.80	9.85	9.80	9.70	9.800

Vault Score: 9.850      Running Score: 9.850      Vault Score: 48.900      Running Score: 48.900

B A R S								1	Talia Little	402	9.80	9.80	9.85	9.80	9.800
								2	Courtney Blackson	401	9.75	9.85	9.80	9.80	9.800
								3	Maddi Nilson	408	9.80	9.85	9.85	9.85	9.850
								4	Alexis Stokes	413	9.80	9.80	9.85	9.80	9.800
								5	Emily Lopez	403	9.85	9.90	9.85	9.90	9.875
								6	Emily Muhlenhaupt	407	9.90	9.85	9.95	9.90	9.900

Bars Score: 0.000      Running Score: 9.850      Bars Score: 49.225      Running Score: 98.125

B E A M								1	Alexis Stokes	413	9.85	9.80	9.85	9.90	9.850
								2	Talia Little	402	9.85	9.85	9.85	9.85	9.850
								3	Hope Masiado	405	9.35	9.30	9.35	9.20	9.325
								4	Emily Lopez	403	9.85	9.85	9.80	9.80	9.825
								5	Adriana Popp	411	9.90	9.80	9.80	9.85	9.825
								6	Emma Loyim	404	9.80	9.80	9.80	9.80	9.800

Beam Score: 0.000      Running Score: 9.850      Beam Score: 49.150      Running Score: 147.275

F L O O R								1	Hope Masiado	405	9.85	9.85	9.85	9.80	9.850
								2	Blake Pascal	410	9.05	8.85	9.00	9.05	9.025
								3	Elaina McGovern	406	9.85	9.80	9.75	9.80	9.800
								4	Emma Loyim	404	9.70	9.75	9.75	9.75	9.750
								5	Courtney Blackson	401	9.90	9.90	9.85	9.90	9.900
								6	Adriana Popp	411	9.90	9.85	9.85	9.85	9.850

Floor Score: 0.000      Running Score: 9.850      Floor Score: 49.150      Running Score: 196.425

Final Team Score: 9.850

Final Team Score: 196.425

### All-Arounders

### All-Arounders

V T U B B B F X A A															

Judge's Signatures \* VT Robin Ruegg (B), Denise Jensen (N) \* UB Louis Colburn (B), Linda Fenton (N) \* BB Dianne Grayson (B), Kelly-Ann Rayle (N) \* FX Kim Riley (N), Karen Tilton (N)

\* Head Judge VT Tina Snyder (N), Ta Tedder (N) UB Sandra Holsapple (N), Terri Cooper (N) BB Jeanie Lippert (N), AnnaLee Olsen (N) FX Laurie Balerud (N), Kai Spamba (N)

Coach's Signature \_\_\_\_\_ Coach's Signature \_\_\_\_\_

# NCAA Gymnastics Score Sheet

Teams: Home Pennsylvania State University Visitor University Of California

Date Mar 31, 2022 Place University Of Oklahoma Gymnastics Attendance 501

Name		1	2	3	4	nd	AVE	Name		1	2	3	4	nd	AVE	
V A U L T								1	Maya Bordas	501	9.75	9.80	9.70	9.80		9.775
								2	Andi Li	507	9.80	9.80	9.80	9.75		9.800
								3	Nina Schank	512	9.75	9.80	9.80	9.85		9.800
								4	Milan Clausi	502	9.75	9.75	9.80	9.70		9.750
								5	Nev aeh DeSouza	503	9.85	9.80	9.90	9.80		9.825
								6	Mya Lauzon	506	9.75	9.75	9.80	9.75		9.750

Vault Score: 0.000      Running Score: 0.000      Vault Score: 48.950      Running Score: 48.950

B A R S	1	Cassidy Rushlow	960	9.90	9.85	9.90	9.85		9.875	1	Gabby Perea	508	9.85	9.85	9.90	9.85		9.850
	2	Alissa Bonsall	958	9.80	9.80	9.80	9.80		9.800	2	Nev aeh DeSouza	503	9.95	9.90	9.90	9.95		9.925
										3	Madely n Williams	515	9.95	9.85	9.90	9.90		9.900
										4	Andi Li	507	9.95	9.90	9.95	9.90		9.925
										5	Maya Bordas	501	9.85	9.85	9.95	9.85		9.850
										6	Nina Schank	512	9.85	9.90	9.95	9.90		9.900

Bars Score: 19.675      Running Score: 19.675      Bars Score: 49.500      Running Score: 98.450

B E A M									1	Nev aeh DeSouza	503	9.80	9.85	9.80	9.85		9.825
									2	Milan Clausi	502	9.85	9.90	9.85	9.90		9.875
									3	Madely n Williams	515	9.90	9.85	9.85	9.85		9.850
									4	Maya Bordas	501	9.95	9.90	9.90	9.90		9.900
									5	Andi Li	507	9.95	9.90	9.90	9.90		9.900
									6	Mya Lauzon	506	9.90	9.85	9.85	9.95		9.875

Beam Score: 0.000      Running Score: 19.675      Beam Score: 49.400      Running Score: 147.850

F L O O R	1	Bella Salcedo	961	9.95	9.90	9.90	9.85		9.900	1	Nev aeh DeSouza	503	9.20	9.25	9.10	9.00	-0.2	8.950
										2	Maya Bordas	501	9.90	9.85	9.85	9.90		9.875
										3	Milan Clausi	502	9.90	9.95	9.90	9.95		9.925
										4	Mya Lauzon	506	9.90	9.90	9.90	9.85		9.900
										5	Andi Li	507	9.95	9.90	9.90	9.90		9.900
										6	Grace Quinn	509	9.90	9.90	9.95	9.95		9.925

Floor Score: 9.900      Running Score: 29.575      Floor Score: 49.525      Running Score: 197.375

Final Team Score: 29.575

Final Team Score: 197.375

### All-Arounders

### All-Arounders

V T U B B B F X A A																	
										Li	DeSouza	Bordas					
										9.800	9.825	9.775					
										9.925	9.925	9.850					
										9.900	9.825	9.900					
										9.900	8.950	9.875					
									39.525	38.525	39.400						

Judge's Signatures \* VT Robin Ruegg (B), Denise Jensen (N) \* UB Louis Colburn (B), Linda Fenton (N) \* BB Dianne Grayson (B), Kelly-Ann Rayle (N) \* FX Kim Riley (N), Karen Tilton (N)

\* Head Judge VT Tina Snyder (N), Ta Tedder (N) UB Sandra Holsapple (N), Terri Cooper (N) BB Jeanie Lippert (N), AnnaLee Olsen (N) FX Laurie Balerud (N), Kai Spamba (N)

Coach's Signature \_\_\_\_\_ Coach's Signature \_\_\_\_\_

# NCAA Gymnastics Score Sheet

Teams: Home University Of Minnesota Visitor Utah State University

Date Mar 31, 2022 Place University Of Oklahoma Gymnastics Attendance 501

Name		1	2	3	4	nd	AVE	Name		1	2	3	4	nd	AVE
V A U L T	1 Gianna Gerdes 602	9.85	9.85	9.85	9.80		9.850	1 Trinity Brown 805	9.85	9.85	9.75	9.80		9.825	
	2 Lexy Ramler 611	9.95	9.95	9.95	9.95		9.950	2 Brie Clark 806	9.75	9.80	9.75	9.85		9.775	
	3 Mya Hooten 604	9.90	9.90	9.90	9.90		9.900	3 Molly Arnold 802	9.85	9.85	9.80	9.90		9.850	
	4 Maddie Quarles 610	9.80	9.90	9.85	9.90		9.875	4 Brianna Brooks 804	9.75	9.75	9.70	9.70		9.725	
	5 Ona Loper 608	10.00	9.95	9.95	9.95		9.950	5 Rebecca Wells 815	9.80	9.85	9.80	9.75		9.800	
	6 Emily Koch 607	9.75	9.75	9.85	9.70		9.750	6 Eve Jackson 810	9.80	9.80	9.85	9.85		9.825	

Vault Score: 49.525      Running Score: 49.525      Vault Score: 49.075      Running Score: 49.075

B A R S	1 Halle Remlinger 612	9.85	9.80	9.80	9.80		9.800	1 Jessica Gutierrez 809	9.80	9.75	9.75	9.80		9.775
	2 Mya Hooten 604	9.90	9.85	9.90	9.95		9.900	2 Rebecca Wells 815	9.80	9.80	9.80	9.85		9.800
	3 Hannah Willmarth 615	9.85	9.90	9.90	9.80		9.875	3 Grace Rojas 812	9.85	9.80	9.85	9.90		9.850
	4 Ona Loper 608	9.90	9.85	9.95	9.95		9.925	4 Brianna Brooks 804	9.95	9.90	9.90	9.90		9.900
	5 Tiarre Sales 613	9.35	9.35	9.35	9.40		9.350	5 Maia Fishwick 808	9.90	9.90	9.90	9.90		9.900
	6 Lexy Ramler 611	9.90	9.90	9.95	9.90		9.900	6 Eve Jackson 810	9.85	9.80	9.85	9.90		9.850

Bars Score: 49.400      Running Score: 98.925      Bars Score: 49.300      Running Score: 98.375

B E A M	1 Emily Koch 607	9.90	9.90	9.85	9.90		9.900	1 Rebecca Wells 815	9.85	9.90	9.90	9.90		9.900
	2 Gianna Gerdes 602	9.80	9.80	9.85	9.75		9.800	2 Brie Clark 806	9.70	9.70	9.70	9.90		9.700
	3 Ali Sonier 614	9.70	9.60	9.60	9.70		9.650	3 Kiely n McCright 811	9.80	9.85	9.80	9.80		9.800
	4 Ona Loper 608	9.90	9.90	9.90	9.95		9.900	4 Brianna Brooks 804	9.80	9.80	9.80	9.85		9.800
	5 Abbie Nyl in 609	9.80	9.80	9.80	9.80		9.800	5 Sofi Sulliv an 813	9.80	9.80	9.85	9.80		9.800
	6 Lexy Ramler 611	9.95	9.95	9.95	9.95		9.950	6 Carley Bayles 803	9.85	9.80	9.80	9.85		9.825

Beam Score: 49.350      Running Score: 148.275      Beam Score: 49.125      Running Score: 147.500

F L O O R	1 Emily Koch 607	9.90	9.85	9.80	9.90		9.875	1 Molly Arnold 802	9.85	9.80	9.80	9.80		9.800
	2 Gianna Gerdes 602	9.90	9.90	9.85	9.90		9.900	2 Trinity Brown 805	9.85	9.90	9.85	9.85		9.850
	3 Lexy Ramler 611	9.95	9.85	9.90	9.85		9.875	3 Eve Jackson 810	9.75	9.75	9.80	9.80		9.775
	4 Halle Remlinger 612	9.90	9.90	9.95	9.95		9.925	4 Rebecca Wells 815	9.85	9.85	9.85	9.80		9.850
	5 Ona Loper 608	9.95	9.90	9.85	9.90		9.900	5 Brie Clark 806	9.90	9.95	9.85	9.95		9.925
	6 My a Hooten 604	9.95	10.00	9.95	9.95		9.950	6 Amari Evans 807	9.90	9.85	9.90	9.90		9.900

Floor Score: 49.550      Running Score: 197.825      Floor Score: 49.325      Running Score: 196.825

Final Team Score: 197.825

Final Team Score: 196.825

### All-Arounders

### All-Arounders

VT UB BB FX AA	Ramler	Loper						Wells						
	9.950	9.950						9.800						
	9.900	9.925						9.800						
	9.950	9.900						9.900						
	9.875	9.900						9.850						
	39.675	39.675						39.350						

Judge's Signatures \* VT Robin Ruegg (B), Denise Jensen (N) \* UB Louis Colburn (B), Linda Fenton (N) \* BB Dianne Grayson (B), Kelly-Ann Rayle (N) \* FX Kim Riley (N), Karen Tilton (N)

\* Head Judge VT Tina Snyder (N), Ta Tedder (N) UB Sandra Holsaple (N), Terri Cooper (N) BB Jeanie Lippert (N), AnnaLee Olsen (N) FX Laurie Balerud (N), Kai Sgamba (N)

Coach's Signature \_\_\_\_\_ Coach's Signature \_\_\_\_\_

# NCAA Gymnastics Score Sheet

Teams: Home West Virginia University Visitor University Of Oklahoma Gymnastics

Date Mar 31, 2022 Place University Of Oklahoma Gymnastics Attendance 501

Name		1	2	3	4	nd	AVE	Name		1	2	3	4	nd	AVE
V A U L T															

Vault Score: 0.000      Running Score: 0.000      Vault Score: 0.000      Running Score: 0.000

B A R S															

Bars Score: 0.000      Running Score: 0.000      Bars Score: 0.000      Running Score: 0.000

B E A M	1	Abbie Pierson	913	9.90	9.90	9.95	9.90	9.90							

Beam Score: 9.900      Running Score: 9.900      Beam Score: 0.000      Running Score: 0.000

F L O O R	1	Abbie Pierson	913	9.90	9.90	9.85	9.90	9.90							

Floor Score: 9.900      Running Score: 19.800      Floor Score: 0.000      Running Score: 0.000

Final Team Score: 19.800

Final Team Score: 0.000

**All-Arounders**

**All-Arounders**

V T U B B B F X A A															

Judge's Signatures \* VT Robin Ruegg (B), Denise Jensen (N) \* UB Louis Colburn (B), Linda Fenton (N) \* BB Dianne Grayson (B), Kelly-Ann Rayle (N) \* FX Kim Riley (N), Karen Tilton (N)

\* Head Judge VT Tina Snyder (N), Ta Tedder (N) UB Sandra Holsaple (N), Terri Cooper (N) BB Jeannie Lippert (N), AnnaLee Olsen (N) FX Laurie Balerud (N), Kat Spamba (N)

Coach's Signature \_\_\_\_\_ Coach's Signature \_\_\_\_\_





# Norman Regional Second Round S1

## Team Results

Mar 31, 2022

Page: 1  
Printed: 3/31/2022 3:13:36 PM

Women / 10  
Session: 1

Rank	Gym	Team	Score				
1	Minnesota	X	197.825	49.525 1	49.400 2	49.350 2	49.550 1
2	California	X	197.375	48.950 3	49.500 1	49.400 1	49.525 2
3	Utah State	X	196.825	49.075 2	49.300 3	49.125 4	49.325 3
4	Boise State	X	196.425	48.900 4	49.225 4	49.150 3	49.150 4
5	Penn State	X	29.575	0.000 6T	19.675 5	0.000 6T	9.900 5T
6	West Virginia	X	19.800	0.000 6T	0.000 6T	9.900 5	9.900 5T
7	Ball State	X	9.850	9.850 5	0.000 6T	0.000 6T	0.000 7

# Norman Regional Second Round S1

## Event Results - Vault

Mar 31, 2022

Page: 1  
Printed: 3/31/2022 3:14:36 PM

Women / 10

Session: 1



Rank	Num	Name	Gym	Start	Score	Out
1*	611	Lexy Ramler	Minnesota	—.—	9.950	0.000
1*	608	Ona Loper	Minnesota	—.—	9.950	0.000
3	604	Mya Hooten	Minnesota	—.—	9.900	0.050
4	610	Maddie Quarles	Minnesota	—.—	9.875	0.075
5T	602	Gianna Gerdes	Minnesota	—.—	9.850	0.100
5T	802	Molly Arnold	Utah State	—.—	9.850	0.100
5T	951	Suki Pfister	Ball State	—.—	9.850	0.100
8T	503	Nevaeh DeSouza	California	—.—	9.825	0.125
8T	810	Eve Jackson	Utah State	—.—	9.825	0.125
8T	805	Trinity Brown	Utah State	—.—	9.825	0.125
11T	507	Andi Li	California	—.—	9.800	0.150
11T	815	Rebecca Wells	Utah State	—.—	9.800	0.150
11*	403	Emily Lopez	Boise State	—.—	9.800	0.150
11*	401	Courtney Blackson	Boise State	—.—	9.800	0.150
11T	512	Nina Schank	California	—.—	9.800	0.150
11T	414	Alyssa Vulaj	Boise State	—.—	9.800	0.150
17T	501	Maya Bordas	California	—.—	9.775	0.175
17T	806	Brie Clark	Utah State	—.—	9.775	0.175
19T	502	Milan Clausi	California	—.—	9.750	0.200
19*	607	Emily Koch	Minnesota	—.—	9.750	0.200
19*	506	Mya Lauzon	California	—.—	9.750	0.200
19T	405	Hope Masiado	Boise State	—.—	9.750	0.200
19T	408	Maddi Nilson	Boise State	—.—	9.750	0.200
24T	804	Brianna Brooks	Utah State	—.—	9.725	0.225
24T	412	Samantha Smith	Boise State	—.—	9.725	0.225

# Norman Regional Second Round S1

## Event Results - Bars

Mar 31, 2022

Page: 1  
Printed: 3/31/2022 3:15:32 PM

Women / 10

Session: 1



Rank	Num	Name	Gym	Start	Score	Out
1T	608	Ona Loper	Minnesota	___	9.925	0.000
1T	507	Andi Li	California	___	9.925	0.000
1T	503	Nevaeh DeSouza	California	___	9.925	0.000
4T	611	Lexy Ramler	Minnesota	___	9.900	0.025
4T	604	Mya Hooten	Minnesota	___	9.900	0.025
4T	804	Brianna Brooks	Utah State	___	9.900	0.025
4T	515	Madelyn Williams	California	___	9.900	0.025
4T	512	Nina Schank	California	___	9.900	0.025
4*	808	Maia Fishwick	Utah State	___	9.900	0.025
4*	407	Emily Muhlenhaupt	Boise State	___	9.900	0.025
11T	403	Emily Lopez	Boise State	___	9.875	0.050
11*	960	Cassidy Rushlow	Penn State	___	9.875	0.050
11*	615	Hannah Willmarth	Minnesota	___	9.875	0.050
14T	501	Maya Bordas	California	___	9.850	0.075
14T	810	Eve Jackson	Utah State	___	9.850	0.075
14T	408	Maddi Nilson	Boise State	___	9.850	0.075
14*	812	Grace Rojas	Utah State	___	9.850	0.075
14*	508	Gabby Perea	California	___	9.850	0.075
19T	815	Rebecca Wells	Utah State	___	9.800	0.125
19T	401	Courtney Blackson	Boise State	___	9.800	0.125
19T	612	Halle Remlinger	Minnesota	___	9.800	0.125
19*	413	Alexis Stokes	Boise State	___	9.800	0.125
19*	402	Talia Little	Boise State	___	9.800	0.125
19T	958	Alissa Bonsall	Penn State	___	9.800	0.125
25	809	Jessica Gutierrez	Utah State	___	9.775	0.150
26	613	Tiarre Sales	Minnesota	___	9.350	0.575

# Norman Regional Second Round S1

## Event Results - Beam

Mar 31, 2022

Page: 1  
Printed: 3/31/2022 3:15:48 PM

Women / 10

Session: 1



Rank	Num	Name	Gym	Start	Score	Out
1	611	Lexy Ramler	Minnesota	___	9.950	0.000
2T	608	Ona Loper	Minnesota	___	9.900	0.050
2T	507	Andi Li	California	___	9.900	0.050
2T	501	Maya Bordas	California	___	9.900	0.050
2T	815	Rebecca Wells	Utah State	___	9.900	0.050
2T	607	Emily Koch	Minnesota	___	9.900	0.050
2T	913	Abbie Pierson	West Virginia	___	9.900	0.050
8T	502	Milan Clausi	California	___	9.875	0.075
8T	506	Mya Lauzon	California	___	9.875	0.075
10T	515	Madelyn Williams	California	___	9.850	0.100
10*	413	Alexis Stokes	Boise State	___	9.850	0.100
10*	402	Talia Little	Boise State	___	9.850	0.100
13T	503	Nevaeh DeSouza	California	___	9.825	0.125
13T	403	Emily Lopez	Boise State	___	9.825	0.125
13T	411	Adriana Popp	Boise State	___	9.825	0.125
13T	803	Carley Bayles	Utah State	___	9.825	0.125
17T	602	Gianna Gerdes	Minnesota	___	9.800	0.150
17T	804	Brianna Brooks	Utah State	___	9.800	0.150
17T	404	Emma Loyim	Boise State	___	9.800	0.150
17*	813	Sofi Sullivan	Utah State	___	9.800	0.150
17*	811	Kielyn McCright	Utah State	___	9.800	0.150
17*	609	Abbie Nylin	Minnesota	___	9.800	0.150
23	806	Brie Clark	Utah State	___	9.700	0.250
24	614	Ali Sonier	Minnesota	___	9.650	0.300
25	405	Hope Masiado	Boise State	___	9.325	0.625



# Norman Regional Second Round S1

## Event Results - Floor

Mar 31, 2022

Page: 1  
Printed: 3/31/2022 3:16:03 PM

Women / 10

Session: 1



Rank	Num	Name	Gym	Start	Score	Out
1	604	Mya Hooten	Minnesota	___	9.950	0.000
2T	502	Milan Clausi	California	___	9.925	0.025
2T	806	Brie Clark	Utah State	___	9.925	0.025
2T	612	Halle Remlinger	Minnesota	___	9.925	0.025
2T	509	Grace Quinn	California	___	9.925	0.025
6T	608	Ona Loper	Minnesota	___	9.900	0.050
6T	507	Andi Li	California	___	9.900	0.050
6T	602	Gianna Gerdes	Minnesota	___	9.900	0.050
6T	506	Mya Lauzon	California	___	9.900	0.050
6T	401	Courtney Blackson	Boise State	___	9.900	0.050
6T	913	Abbie Pierson	West Virginia	___	9.900	0.050
6*	961	Bella Salcedo	Penn State	___	9.900	0.050
6*	807	Amari Evans	Utah State	___	9.900	0.050
14T	611	Lexy Ramler	Minnesota	___	9.875	0.075
14T	501	Maya Bordas	California	___	9.875	0.075
14T	607	Emily Koch	Minnesota	___	9.875	0.075
17T	815	Rebecca Wells	Utah State	___	9.850	0.100
17T	405	Hope Masiado	Boise State	___	9.850	0.100
17*	805	Trinity Brown	Utah State	___	9.850	0.100
17*	411	Adriana Popp	Boise State	___	9.850	0.100
21T	802	Molly Arnold	Utah State	___	9.800	0.150
21T	406	Elaina McGovern	Boise State	___	9.800	0.150
23	810	Eve Jackson	Utah State	___	9.775	0.175
24	404	Emma Loyim	Boise State	___	9.750	0.200
25	410	Blake Pascal	Boise State	___	9.025	0.925
26	503	Nevaeh DeSouza	California	___	8.950	1.000

# Norman Regional Second Round S1





## Event Results - AA

Mar 31, 2022

Page: 1  
Printed: 3/31/2022 3:16:36 PM

Women / 10

Session: 1

Rank	Num	Name	Gym					AA
1T	611	Lexy Ramler	Minnesota	9.950	9.900	9.950	9.875	39.675
1T	608	Ona Loper	Minnesota	9.950	9.925	9.900	9.900	39.675
3	507	Andi Li	California	9.800	9.925	9.900	9.900	39.525
4	501	Maya Bordas	California	9.775	9.850	9.900	9.875	39.400
5	815	Rebecca Wells	Utah State	9.800	9.800	9.900	9.850	39.350
6	503	Nevaeh DeSouza	California	9.825	9.925	9.825	8.950	38.525