









WOMEN

RK	NAME	COUNTRY	TOTAL	#	E	D	- P DIFF	- P	TOTAL
1	RODRIGUEZ Melania	 SPAIN							26,200
			TOTAL	#	E	D	- P DIFF	- P	
	ROUTINE 1		26,200	2	19,000	7,200			
2	NOBUHARA Shelby	 USA							25,800
			TOTAL	#	E	D	- P DIFF	- P	
	ROUTINE 1		25,800	2	18,600	7,200			
3	SJOEBERG Lina	 SWEDEN							25,600
			TOTAL	#	E	D	- P DIFF	- P	
	ROUTINE 1		25,600	2	18,600	7,600		0,600	
4	FLYNN Gabriella	 CANADA							25,200
			TOTAL	#	E	D	- P DIFF	- P	
	ROUTINE 1		25,200	2	18,600	7,200		0,600	
5	VAN NATTA Tristan	 USA							25,100
			TOTAL	#	E	D	- P DIFF	- P	
	ROUTINE 1		25,100	2	18,900	6,400		0,200	
6	PHANEUF Zoe	 CANADA							23,800
			TOTAL	#	E	D	- P DIFF	- P	
	ROUTINE 1		23,800	2	18,200	6,400		0,800	
7	QUINDEL Antonia	 GERMANY							23,600
			TOTAL	#	E	D	- P DIFF	- P	
	ROUTINE 1		23,600	2	18,600	5,600		0,600	
8	HEINRICH Anastasia	 GERMANY							23,300
			TOTAL	#	E	D	- P DIFF	- P	
	ROUTINE 1		23,300	2	18,300	5,200		0,200	

WOMEN

NAME
RK COUNTRY

1 **FLYNN Gabriella**
 CANADA

TOTAL
26,100

	TOTAL	#	E	D	- P DIFF	- P
ROUTINE 2	26,100	2	18,700	7,600		0,200

2 **SJOEBERG Lina**
 SWEDEN

TOTAL
26,000

	TOTAL	#	E	D	- P DIFF	- P
ROUTINE 2	26,000	2	18,400	7,600		

3 **NOBUHARA Shelby**
 USA

TOTAL
25,500









	TOTAL	#	E	D	- P DIFF	- P
ROUTINE 2	25,500	2	18,500	7,600		0,600

4 **RODRIGUEZ Melania**
 SPAIN









TOTAL
25,000

	TOTAL	#	E	D	- P DIFF	- P
ROUTINE 2	25,000	2	16,700	8,500		0,200

WOMEN

RK	NAME	COUNTRY								
1	FLYNN Gabriella	 CANADA								TOTAL 26,100
			ROUTINE 2	26,100	2	18,700	7,600	- P DIFF	- P	0,200
2	SJOEBERG Lina	 SWEDEN								TOTAL 26,000
			ROUTINE 2	26,000	2	18,400	7,600	- P DIFF	- P	
3	NOBUHARA Shelby	 USA								TOTAL 25,500
			ROUTINE 2	25,500	2	18,500	7,600	- P DIFF	- P	0,600
4	RODRIGUEZ Melania	 SPAIN								TOTAL 25,000
			ROUTINE 2	25,000	2	16,700	8,500	- P DIFF	- P	0,200
5	VAN NATTA Tristan	 USA								TOTAL 25,100
			ROUTINE 1	25,100	2	18,900	6,400	- P DIFF	- P	0,200
6	PHANEUF Zoe	 CANADA								TOTAL 23,800
			ROUTINE 1	23,800	2	18,200	6,400	- P DIFF	- P	0,800
7	QUINDEL Antonia	 GERMANY								TOTAL 23,600
			ROUTINE 1	23,600	2	18,600	5,600	- P DIFF	- P	0,600
8	HEINRICH Anastasia	 GERMANY								TOTAL 23,300
			ROUTINE 1	23,300	2	18,300	5,200	- P DIFF	- P	0,200

MEN

RK	NAME	COUNTRY							
1	MINC Tomas	 USA							TOTAL 29,000
			ROUTINE 1	TOTAL	#	E	D	- P DIFF	- P
				29,000	2	18,200	10,800		
2	ANDERSON Changamire	 USA							TOTAL 28,000
			ROUTINE 1	TOTAL	#	E	D	- P DIFF	- P
				28,000	2	18,000	10,800		0,800
3	FRANCO David	 SPAIN							TOTAL 27,600
			ROUTINE 1	TOTAL	#	E	D	- P DIFF	- P
				27,600	2	18,200	9,600		0,200
4	NORDFORS Jonas	 SWEDEN							TOTAL 27,300
			ROUTINE 1	TOTAL	#	E	D	- P DIFF	- P
				27,300	2	18,200	9,300		0,200
5	DE WOLFF Guitho	 NETHERLANDS							TOTAL 26,600
			ROUTINE 1	TOTAL	#	E	D	- P DIFF	- P
				26,600	2	18,400	8,400		0,200
6	DODD Gavin	 CANADA							TOTAL 26,200
			ROUTINE 1	TOTAL	#	E	D	- P DIFF	- P
				26,200	2	18,200	8,000		
7	BRENNER Adin	 CANADA							TOTAL 26,000
			ROUTINE 1	TOTAL	#	E	D	- P DIFF	- P
				26,000	2	18,100	8,900		1,000
8	OLEDAL Linus	 SWEDEN							TOTAL 25,800
			ROUTINE 1	TOTAL	#	E	D	- P DIFF	- P
				25,800	2	18,400	8,400		1,000

MEN

RK NAME
COUNTRY

1 FRANCO David
 SPAIN

TOTAL
28,800

	TOTAL	#	E	D	- P DIFF	- P
ROUTINE 2	28,800	2	18,800	10,000		

2 MINC Tomas
 USA

TOTAL
28,200

	TOTAL	#	E	D	- P DIFF	- P
ROUTINE 2	28,200	2	18,400	10,400		0,600

3 NORDFORS Jonas
 SWEDEN

TOTAL
27,100









	TOTAL	#	E	D	- P DIFF	- P
ROUTINE 2	27,100	2	18,600	8,500		

4 ANDERSON Changamire
 USA

TOTAL
23,300

	TOTAL	#	E	D	- P DIFF	- P
ROUTINE 2	23,300	1	17,400	5,900		

MEN

RK	NAME	COUNTRY							
1	FRANCO David	 SPAIN							TOTAL 28,800
			TOTAL	#	E	D	- P DIFF	- P	
			ROUTINE 2	2	18,800	10,000			
2	MINC Tomas	 USA							TOTAL 28,200
			TOTAL	#	E	D	- P DIFF	- P	
			ROUTINE 2	2	18,400	10,400		0,600	
3	NORDFORS Jonas	 SWEDEN							TOTAL 27,100
			TOTAL	#	E	D	- P DIFF	- P	
			ROUTINE 2	2	18,600	8,500			
4	ANDERSON Changamire	 USA							TOTAL 23,300
			TOTAL	#	E	D	- P DIFF	- P	
			ROUTINE 2	1	17,400	5,900			
5	DE WOLFF Guitho	 NETHERLANDS							TOTAL 26,600
			TOTAL	#	E	D	- P DIFF	- P	
			ROUTINE 1	2	18,400	8,400		0,200	
6	DODD Gavin	 CANADA							TOTAL 26,200
			TOTAL	#	E	D	- P DIFF	- P	
			ROUTINE 1	2	18,200	8,000			
7	BRENNER Adin	 CANADA							TOTAL 26,000
			TOTAL	#	E	D	- P DIFF	- P	
			ROUTINE 1	2	18,100	8,900		1,000	
8	OLEDAL Linus	 SWEDEN							TOTAL 25,800
			TOTAL	#	E	D	- P DIFF	- P	
			ROUTINE 1	2	18,400	8,400		1,000	