

NCAA Gymnastics Score Sheet

Teams: Home Army - West Point

Visitor Ohio State Univ.

Date Apr 15, 2022

Place Lloyd Noble Center

Attendance 1083

Name	D	1	2	3	4	5	nd	AVE
1 Jacob Nauman 218	4.7	8.6	8.7	8.7	8.6	8.7		13.366
2 Joseph Buselmeier 206	4.4	8.6	8.9	8.7	8.8	8.6		13.100
3 Kalv in Kingshill 213	4.3	8.9	9.1	8.6	8.5	8.4		12.966
4 Steven Manolakis 215	5.1	7.0	7.2	6.7	6.6	6.9		11.966
5 Mathew Davis 209	5.1	8.6	8.6	8.6	8.5	8.6		13.700

Name	D	1	2	3	4	5	nd	AVE
1 Dexter Roettker 818	5.2	8.1	8.4	7.9	8.1	8.0		13.266
2 Jakob Murray 813	5.2	9.0	8.9	8.9	8.9	8.7		14.100
3 Kazuki Hayashi 808	5.3	8.2	8.3	8.3	8.3	8.4		13.600
4 Kameron Nelson 814	5.7	8.1	8.5	8.0	8.2	8.1		13.833
5 Jesse Tyndall 821	5.7	8.7	9.0	8.7	8.8	8.7		14.433

Floor Score: **65.098** Running Score: **65.098**

Floor Score: **69.232** Running Score: **69.232**

Pommel	D	1	2	3	4	5	nd	AVE
1 Jacob Nauman 218	3.4	4.9	4.7	4.4	3.8	4.0		7.766
2 Connor Cavanaugh 207	4.0	6.2	6.7	6.6	6.3	6.6		10.500
3 Zachary Mitchell 216	3.9	5.8	6.2	6.3	5.7	5.6		9.800
4 Gabe Almeida 201	4.5	7.4	7.8	8.0	7.7	7.6		12.200
5 Mathew Davis 209	3.5	7.6	7.8	7.6	7.8	7.7		11.200

Pommel	D	1	2	3	4	5	nd	AVE
1 Andrew Brower 805	5.0	8.2	8.1	8.5	8.4	8.6		13.366
2 Curtis Chang 806	4.8	8.3	8.2	8.2	8.5	8.3		13.066
3 Justin Ah Chow 801	5.2	8.4	8.7	8.3	8.4	8.3		13.566
4 Luke Smigliani 820	4.8	8.0	7.7	7.8	7.8	8.0		12.666
5 Trevor Cummings 807	4.9	7.6	7.6	7.3	7.4	7.4		12.366

Pommel Score: **51.466** Running Score: **116.564**

Pommel Score: **65.030** Running Score: **134.262**

Rings	D	1	2	3	4	5	nd	AVE
1 Declan Henriques 212	4.2	8.2	8.3	8.1	8.4	8.0		12.400
2 Patrick Armstrong 203	4.7	8.2	8.5	8.8	8.6	8.6		13.266
3 Joseph Buselmeier 206	4.1	9.2	9.1	9.0	8.7	9.1		13.166
4 Mitchell Monahan 217	4.8	8.2	8.3	8.2	7.9	8.2		13.000
5 Mathew Davis 209	4.3	9.1	8.8	9.1	9.0	9.3		13.366

Rings	D	1	2	3	4	5	nd	AVE
1 Kameron Nelson 814	4.9	8.0	8.2	8.3	8.3	8.2		13.133
2 Tyler Rockwood 817	4.7	8.9	9.0	9.0	9.1	9.0		13.700
3 Luke Smigliani 820	4.5	8.4	8.4	8.8	8.7	8.9		13.133
4 Donovan Hewitt 809	5.4	8.8	8.8	8.7	8.8	8.7		14.166
5 Jesse Tyndall 821	5.1	9.0	9.0	9.0	9.2	8.8		14.100

Rings Score: **65.198** Running Score: **181.762**

Rings Score: **68.232** Running Score: **202.494**

Vault	D	1	2	3	4	5	nd	AVE
1 Jacob Nauman 218	4.8	9.1	9.0	9.1	9.2	9.2		13.933
2 Connor Cavanaugh 207	4.8	8.9	8.9	9.0	8.7	9.1		13.733
3 Steven Manolakis 215	4.8	8.9	8.5	8.7	9.0	8.9		13.633
4 Hunter Mamawal 214	4.4	8.9	8.8	8.9	8.3	8.6	-0.3	12.866
5 Mathew Davis 209	4.8	8.9	8.7	8.9	8.7	9.0		13.633

Vault	D	1	2	3	4	5	nd	AVE
1 Kazuki Hayashi 808	4.8	9.3	8.9	9.0	9.0	9.1		13.833
2 Dexter Roettker 818	5.2	9.5	9.5	9.3	9.3	9.4		14.600
3 Justin Ah Chow 801	5.2	9.2	9.2	9.2	9.4	9.3	-0.1	14.333
4 Kameron Nelson 814	5.2	9.2	9.3	9.4	9.5	9.6		14.600
5 Donovan Hewitt 809	5.2	8.7	8.8	8.8	8.7	9.0	-0.3	13.666

Vault Score: **67.798** Running Score: **249.560**

Vault Score: **71.032** Running Score: **273.526**

P Bar	D	1	2	3	4	5	nd	AVE
1 Patrick Armstrong 203	4.6	8.0	8.4	8.6	8.7	8.7		13.166
2 Zachary Mitchell 216	4.5	7.9	8.0	8.5	8.5	8.4		12.800
3 Joseph Buselmeier 206	4.3	8.8	8.7	8.8	8.7	8.7		13.033
4 Jackson Pophal 222	4.2	8.9	8.9	8.7	8.7	8.8		13.000
5 Mathew Davis 209	4.6	8.6	8.5	8.6	8.7	8.9		13.233

P Bar	D	1	2	3	4	5	nd	AVE
1 Andrew Brower 805	5.0	8.7	8.7	8.5	8.2	8.3		13.500
2 Domenic Sciulli 819	4.9	7.8	7.8	7.6	7.4	8.0		12.633
3 Jakob Murray 813	5.1	8.7	8.4	8.4	8.4	8.6		13.566
4 Justin Ah Chow 801	5.2	9.2	8.6	9.0	8.8	8.7		14.033
5 Jesse Tyndall 821	5.6	8.1	8.4	8.1	7.8	8.2		13.733

P. Bar Score: **65.232** Running Score: **314.792**

P. Bar Score: **67.465** Running Score: **340.991**

H Bar	D	1	2	3	4	5	nd	AVE
1 Joseph Buselmeier 206	3.9	8.3	8.7	8.5	8.8	8.9		12.566
2 Zachary Perez 221	4.6	7.9	7.8	8.2	7.9	7.9		12.500
3 Zachary Mitchell 216	4.2	8.5	8.8	8.5	8.5	8.4		12.700
4 Kalv in Kingshill 213	3.6	7.9	8.4	8.1	7.8	7.8		11.533
5 Mathew Davis 209	4.1	8.7	8.6	8.6	8.3	8.2		12.600

H Bar	D	1	2	3	4	5	nd	AVE
1 Domenic Sciulli 819	4.6	8.5	8.4	8.6	8.6	8.8		13.166
2 Dexter Roettker 818	4.7	8.7	8.9	9.0	8.7	8.8		13.500
3 Donovan Hewitt 809	4.7	8.6	8.2	8.5	8.1	8.1		12.966
4 Kazuki Hayashi 808	5.0	8.3	7.9	8.4	8.7	8.6		13.433
5 Jesse Tyndall 821	5.3	8.6	8.6	8.6	8.6	8.6		13.900

H. Bar Score: **61.899** Running Score: **376.691**

H. Bar Score: **66.965** Running Score: **407.956**

Final Team Score: **376.691**

Final Team Score: **407.956**

All-Arounders

Name	FX	PH	SR	VT	PB	HB	AA
Davis							
FX	13.700						
PH	11.200						
SR	13.366						
VT	13.633						
PB	13.233						
HB	12.600						
AA	77.732						

All-Arounders

Name	FX	PH	SR	VT	PB	HB	AA

Judge's Signatures * FX Lenny Lucarello, Dave Millard * PH Tim Michaels, Howard Steere * SR Paul Evatt, Mitch Griffin * VT Kevin Muenz, MacKenzie Dow * PB Cameron Sweeny, Dave Johnson * HB Mickey Curth, Gerrit DeJonge

* Head Judge FX Jeff Zach, Mike Brey, Greg Didech PH Andy Brown, Felix Aronovich, Michael N SR David Contreras, Andy Zembower, Dan VT Dean Matthews, Jonathan Conrad, Ed Y PB Devin DeBacker, Lynn Bowman, Mike H HB Karen Muschinske, Tom McNamee, Chri

Coach's Signature Doug Van Everen

Coach's Signature Rustam Sharipov

NCAA Gymnastics Score Sheet

Teams: Home U.S. Air Force Academy

Visitor U.S. Naval Academy

Date Apr 15, 2022

Place Lloyd Noble Center

Attendance 1083

Name	D	1	2	3	4	5	nd	AVE
1 Erich Upton 116	5.0	7.3	7.4	7.2	7.3	7.3		12.300
2 Samuel Metzler 112	4.9	7.5	7.8	7.3	7.1	7.4		12.300
3 Garrett Braunton 103	4.6	8.1	8.5	8.3	8.4	8.3		12.933
4 Jake Sampier 115	5.1	8.4	8.7	8.4	8.5	8.4		13.533
5 Collin Hickey 107	5.5	7.8	8.0	7.3	7.5	7.5	-0.1	13.000

Name	D	1	2	3	4	5	nd	AVE
1 Caleb Hickey 614	5.0	8.6	8.5	8.6	8.7	8.6		13.600
2 Connor Van Loo 622	5.3	8.7	9.0	8.8	8.7	8.7		14.033
3 Isaiah Drake 608	5.4	7.7	7.7	7.6	7.7	7.8		13.100
4 Syam Buradagunta 603	5.5	7.3	7.5	7.2	7.2	7.3		12.766
5 Josh Williams 624	5.5	8.0	8.4	8.1	8.0	8.1		13.566

Floor Score: **64.066** Running Score: **64.066**

Floor Score: **67.065** Running Score: **67.065**

Name	D	1	2	3	4	5	nd	AVE
1 Noah Everett 105	4.4	8.2	8.4	8.2	8.3	8.4		12.700
2 Patrick Hoopes 108	4.5	8.2	8.3	8.0	7.9	8.0		12.566
3 Jacob Becchetti 102	3.9	7.2	7.3	7.2	6.8	7.1		11.066
4 Bryan Woffinden 118	4.9	5.5	6.2	6.3	6.2	6.4		11.133
5 Garrett Braunton 103	5.2	8.4	8.2	8.3	8.4	8.3		13.533

Name	D	1	2	3	4	5	nd	AVE
1 Syam Buradagunta 603	4.7	8.2	8.3	8.1	8.1	8.5		12.900
2 Isaiah Drake 608	5.0	8.2	8.3	7.9	7.9	8.1		13.066
3 John Wendeborn 623	4.7	7.6	7.7	8.0	8.3	7.8		12.533
4 Ronan McQuillan 618	5.0	8.6	8.6	8.4	8.4	8.8		13.533
5 Danny Clark 606	5.3	7.2	7.0	7.3	7.6	7.5		12.633

Pommel Score: **60.998** Running Score: **125.064**

Pommel Score: **64.665** Running Score: **131.730**

Name	D	1	2	3	4	5	nd	AVE
1 Troy Jenkins 109	4.4	7.5	7.5	7.4	7.7	7.7		11.966
2 Jacob Becchetti 102	4.1	8.8	8.8	8.6	8.7	8.9		12.866
3 Erich Upton 116	4.3	8.5	8.6	8.8	8.3	8.2		12.766
4 Oliver Zavel 119	4.4	8.8	8.6	8.9	8.5	9.0		13.166
5 Garrett Braunton 103	5.2	8.6	8.7	8.6	8.5	9.0		13.833

Name	D	1	2	3	4	5	nd	AVE
1 Cash Buske 604	4.6	8.7	8.7	8.7	8.7	8.3		13.300
2 Isaiah Drake 608	5.0	7.8	7.8	7.7	8.2	7.9		12.833
3 Dhiren Lutchman 616	4.7	8.4	8.2	8.8	8.5	8.5		13.166
4 Alexander Brown 602	5.2	8.3	8.0	8.2	8.4	7.9		13.366
5 Josh Williams 624	5.2	8.7	8.7	8.5	8.7	8.7		13.900

Rings Score: **64.597** Running Score: **189.661**

Rings Score: **66.565** Running Score: **198.295**

Name	D	1	2	3	4	5	nd	AVE
1 Beckett Andersen 101	4.4	9.0	8.9	8.8	8.9	9.1		13.333
2 Bryan Woffinden 118	4.8	8.9	8.6	9.0	9.1	9.2		13.800
3 Erich Upton 116	4.8	7.8	7.5	7.9	7.4	8.1		12.533
4 Garrett Braunton 103	4.8	8.9	9.2	9.3	9.3	9.2		14.033
5 Collin Hickey 107	5.2	8.5	8.4	8.4	8.7	8.7		13.733

Name	D	1	2	3	4	5	nd	AVE
1 Syam Buradagunta 603	4.8	9.1	9.2	9.0	9.2	9.3		13.966
2 Connor Van Loo 622	4.9	9.4	9.6	9.5	9.6	9.4		14.400
3 Josh Williams 624	4.8	9.0	9.0	9.2	8.8	9.1		13.833
4 Isaiah Drake 608	5.2	9.1	8.8	8.9	9.1	9.2		14.233
5 Nehemiah Baker 601	5.2	8.7	8.7	8.7	9.0	8.7		13.900

Vault Score: **67.432** Running Score: **257.093**

Vault Score: **70.332** Running Score: **268.627**

Name	D	1	2	3	4	5	nd	AVE
1 Erich Upton 116	4.5	8.6	8.8	8.6	8.5	8.8		13.166
2 Bryan Woffinden 118	4.4	8.3	8.5	8.9	8.9	8.8		13.133
3 Garrett Braunton 103	4.7	7.6	7.4	7.4	7.5	7.8		12.200
4 Noah Everett 105	4.9	8.1	8.7	8.2	8.6	8.7		13.400
5 Oliver Zavel 119	5.1	9.1	8.4	8.4	8.9	8.7		13.766

Name	D	1	2	3	4	5	nd	AVE
1 Giovanni Gambatese 611	4.5	8.5	8.6	8.6	8.3	8.5		13.033
2 Isaiah Drake 608	5.1	8.2	8.5	8.5	8.4	8.6		13.566
3 Caleb Hickey 614	5.2	8.1	7.8	7.7	8.1	8.2		13.200
4 Danny Clark 606	4.8	7.9	7.7	8.1	8.1	8.5		12.833
5 Dhiren Lutchman 616	5.4	7.7	7.6	7.5	7.3	7.9		13.000

P. Bar Score: **65.665** Running Score: **322.758**

P. Bar Score: **65.632** Running Score: **334.259**

Name	D	1	2	3	4	5	nd	AVE
1 Erich Upton 116	4.2	8.7	8.5	8.6	8.7	8.8		12.866
2 Bryan Woffinden 118	4.0	8.6	8.4	8.4	8.4	8.5		12.433
3 Oliver Zavel 119	4.2	7.2	7.2	7.5	7.4	7.6		11.566
4 Garrett Braunton 103	5.8	7.8	8.1	8.5	8.4	8.5		14.133
5 Samuel Metzler 112	4.0	7.9	7.8	8.2	8.1	8.2		12.066

Name	D	1	2	3	4	5	nd	AVE
1 Syam Buradagunta 603	4.5	8.6	8.5	8.4	8.6	8.5		13.033
2 Caleb Hickey 614	4.5	7.5	6.8	7.6	7.1	7.1		11.733
3 Isaiah Drake 608	4.6	8.8	8.2	8.9	8.9	8.9		13.466
4 Giovanni Gambatese 611	4.9	8.4	8.5	8.9	8.5	8.3		13.366
5 Cash Buske 604	4.9	8.2	8.2	8.2	8.4	8.4		13.166

H. Bar Score: **63.064** Running Score: **385.822**

H. Bar Score: **64.764** Running Score: **399.023**

Team ND: **-1.0** Final Team Score: **384.822**

Final Team Score: **399.023**

All-Arounders

All-Arounders

	Braunton	Upton			
FX	12.933	12.300			
PH	13.533	12.033			
SR	13.833	12.766			
VT	14.033	12.533			
PB	12.200	13.166			
HB	14.133	12.866			
AA	80.665	75.664			

	Drake				
	13.100				
	13.066				
	12.833				
	14.233				
	13.566				
	13.466				
	80.264				

Judge's Signatures * FX Lenny Lucarelli, Dave Millard * PH Tim Michaels, Howard Steere * SR Paul Ervat, Mitch Griffin * VT Kevin Muenz, MacKenzie Dow * PB Cameron Sweeny, Dave Johnson * HB McKey Curth, Gerrit DeJonge

* Head Judge FX Jeff Zach, Mike Brey, Greg Didech PH Andy Brown, Felix Aronovich, Michael N SR David Contreras, Andy Zembower, Dan VT Dean Matthews, Jonathan Conrad, Ed Y PB Devin DeBacker, Lynn Bowman, Mike H HB Karen Muschinske, Tom McNamee, Chri

Coach's Signature Josh Loeser

Coach's Signature Kip Simons

NCAA Gymnastics Score Sheet

Teams: Home Univ. Of Michigan

Visitor Univ. Of Oklahoma

Date Apr 15, 2022

Place Lloyd Noble Center

Attendance

1083

Name	D	1	2	3	4	5	nd	AVE
1 Casey Cummings	504	4.9	8.2	8.7	8.6	8.4		13.366
2 Lais Najjar	513	5.1	8.4	8.2	8.3	8.6	8.5	13.500
3 Miles Miller	511	5.3	8.1	8.0	8.2	8.1	8.0	13.366
4 Jacob Moore	512	5.5	8.5	8.5	8.4	8.3	8.5	13.966
5 Nick Guy	506	5.6	8.2	8.7	8.5	8.5	8.6	14.133

Name	D	1	2	3	4	5	nd	AVE
1 Emre Dodanli	905	5.2	9.0	8.7	9.0	8.9	8.9	14.133
2 Jack Freeman	906	5.4	8.5	8.9	8.9	8.5	8.6	14.066
3 Zach Nunez	915	5.3	8.4	8.6	8.3	8.4	8.5	13.733
4 Spencer Goodell	910	5.4	8.9	9.0	8.8	8.7	8.9	14.266
5 Vitaliy Guimaraes	912	5.5	9.0	8.6	8.9	9.0	8.6	14.333

Floor Score: **68.331** Running Score: **68.331**

Floor Score: **70.531** Running Score: **70.531**

Name	D	1	2	3	4	5	nd	AVE
1 David Willett	521	5.1	7.7	8.3	8.4	8.2	8.0	13.266
2 Evgeny Siminiuc	518	4.5	8.4	8.3	8.1	8.6	8.8	12.933
3 Cameron Bock	502	5.2	7.8	7.7	8.4	8.3	8.1	13.266
4 Jacob Moore	512	4.7	8.3	8.6	8.4	8.6	8.7	13.233
5 Paul Juda	507	5.2	8.7	8.5	8.5	8.6	8.7	13.800

Name	D	1	2	3	4	5	nd	AVE
1 Alan Camillus	902	4.6	6.8	6.8	6.3	6.1	6.0	11.000
2 Braden Collier	903	5.2	6.9	7.1	6.6	6.9	6.8	12.066
3 Vitaliy Guimaraes	912	5.2	8.5	8.6	8.5	8.5	8.6	13.733
4 Raydel Gamboa	908	4.9	8.0	8.2	8.0	7.5	7.4	12.733
5 Zach Nunez	915	5.2	8.8	8.7	8.6	8.5	8.9	13.900

Pommel Score: **66.498** Running Score: **134.829**

Pommel Score: **63.432** Running Score: **133.963**

Name	D	1	2	3	4	5	nd	AVE
1 Crew Bold	503	4.6	9.2	9.3	9.1	9.2	9.3	13.833
2 David Willett	521	4.7	9.0	9.1	9.2	8.8	9.0	13.733
3 Cameron Bock	502	4.7	9.0	9.0	9.0	8.7	8.9	13.666
4 Chris Read	515	5.0	8.8	9.0	8.8	8.9	9.0	13.900
5 Javier Alfonso	501	5.0	9.1	9.1	9.1	9.1	9.1	14.100

Name	D	1	2	3	4	5	nd	AVE
1 Daniel Simmons	919	4.6	9.0	9.2	9.0	8.6	8.7	13.500
2 Jack Freeman	906	4.4	9.1	9.0	9.1	9.0	9.2	13.466
3 Spencer Goodell	910	5.1	8.5	8.7	9.0	8.6	8.1	13.700
4 Alan Camillus	902	5.0	8.6	8.3	8.9	8.7	8.3	13.533
5 Fuzzy Benas	901	4.9	8.6	8.8	8.8	8.7	9.0	13.666

Rings Score: **69.232** Running Score: **204.061**

Rings Score: **67.865** Running Score: **201.828**

Name	D	1	2	3	4	5	nd	AVE	
1 Casey Cummings	504	4.8	9.2	9.3	9.4	9.1	9.1	-0.1	13.900
2 David Wolma	522	5.2	9.0	8.7	8.8	9.1	9.3		14.166
3 Jacob Moore	512	5.2	9.3	9.1	9.0	9.2	9.2		14.366
4 Miles Miller	511	5.2	9.1	9.0	9.0	9.1	9.2	-0.1	14.166
5 Nick Guy	506	5.2	8.9	9.1	9.3	9.2	9.1	-0.3	14.033

Name	D	1	2	3	4	5	nd	AVE	
1 Cailen Walker	921	5.2	7.9	7.7	8.2	8.0	7.8	-0.3	12.800
2 Emre Dodanli	905	5.2	9.3	9.5	9.4	9.4	9.4		14.600
3 Daniel Simmons	919	5.2	9.2	8.9	9.0	9.0	8.9		14.166
4 Josh Corona	904	5.2	9.5	9.5	9.3	9.2	9.6		14.633
5 Fuzzy Benas	901	5.2	9.5	9.2	9.3	9.3	9.3		14.500

Vault Score: **70.631** Running Score: **274.692**

Vault Score: **70.699** Running Score: **272.527**

Name	D	1	2	3	4	5	nd	AVE	
1 Crew Bold	503	5.2	7.2	7.3	8.0	8.1	7.7		12.866
2 Cameron Bock	502	5.5	8.8	9.1	8.8	9.1	8.3		14.400
3 Virgil Watkins	520	5.6	8.1	8.6	8.5	8.7	8.4		14.100
4 Evgeny Siminiuc	518	5.4	9.0	9.3	8.9	8.8	9.0		14.366
5 Paul Juda	507	5.5	9.0	9.0	9.1	9.2	9.3		14.600

Name	D	1	2	3	4	5	nd	AVE	
1 Zach Nunez	915	4.9	9.2	8.8	8.8	8.6	8.8		13.700
2 Spencer Goodell	910	4.8	8.8	8.5	8.9	8.6	8.9		13.566
3 Alan Camillus	902	4.7	7.8	8.1	8.3	7.8	8.2		12.733
4 Raydel Gamboa	908	4.7	8.9	8.8	8.9	8.6	8.5		13.466
5 Fuzzy Benas	901	5.3	8.8	8.6	9.1	9.0	9.1		14.266

P. Bar Score: **70.332** Running Score: **345.024**

P. Bar Score: **67.731** Running Score: **340.258**

Name	D	1	2	3	4	5	nd	AVE	
1 Miles Miller	511	4.6	8.7	8.5	8.3	8.2	8.4		13.000
2 Steven Lukasik	509	4.7	9.0	9.2	9.1	8.7	9.0		13.733
3 Crew Bold	503	5.3	8.5	8.5	8.2	8.9	8.5		13.800
4 Evgeny Siminiuc	518	4.8	8.4	8.5	8.5	8.1	8.1		13.133
5 Paul Juda	507	5.4	8.8	8.6	8.9	9.0	8.7		14.200

Name	D	1	2	3	4	5	nd	AVE	
1 Vitaliy Guimaraes	912	4.5	8.9	8.8	9.0	9.0	9.1		13.466
2 Emre Dodanli	905	4.8	8.5	8.5	8.8	8.4	8.8		13.400
3 Cesar Gracia	911	4.4	8.0	8.3	8.0	8.0	7.8		12.400
4 Raydel Gamboa	908	4.9	8.8	8.5	9.0	8.9	8.8		13.733
5 Jack Freeman	906	5.5	8.6	8.6	8.2	8.7	8.4		14.033

H. Bar Score: **67.866** Running Score: **412.890**

H. Bar Score: **67.032** Running Score: **407.290**

Final Team Score: **412.890**

Final Team Score: **407.290**

All-Arounders

All-Arounders

	FX	PH	SR	VT	PB	HB	AA
FX							
PH							
SR							
VT							
PB							
HB							
AA							

	FX	PH	SR	VT	PB	HB	AA
FX							
PH							
SR							
VT							
PB							
HB							
AA							

Judge's Signatures * FX Lenny Lucarello, Dave Millard * PH Tim Michaels, Howard Steere * SR Paul Evatt, Mitch Griffin * VT Kevin Muenz, MacKenzie Dow * PB Cameron Sweeny, Dave Johnson * HB McKey Curth, Gerrit DeJonge

* Head Judge Jeff Zach, Mike Brey, Greg Didech Andy Brown, Felix Aronovich, Michael N David Contreras, Andy Zembower, Dan Dean Matthews, Jonathan Conrad, Ed Y Devin DeBacker, Lynn Bowman, Mike H Karen Muschinske, Tom McNamee, Chri







Coach's Signature Xiao Yuan

Coach's Signature Mark Williams

2022 NCAA Championships - Qualifier

Team Results







Apr 15, 2022

Rank	Gym	Team	Score						
1	Michigan	X	412.890	68.331 3	66.498 1	69.232 1	70.631 3	70.332 1	67.866 1
2	Ohio State	X	407.956	69.232 2	65.030 2	68.232 2	71.032 1	67.465 3	66.965 3
3	Oklahoma	X	407.290	70.531 1	63.432 4	67.865 3	70.699 2	67.731 2	67.032 2
4	Navy	X	399.023	67.065 4	64.665 3	66.565 4	70.332 4	65.632 5	64.764 4
5	Air Force	X	384.822 (Inc -1.0 ND)	64.066 6	60.998 5	64.597 6	67.432 6	65.665 4	63.064 5
6	Army	X	376.691	65.098 5	51.466 6	65.198 5	67.798 5	65.232 6	61.899 6

2022 NCAA Championships - Qualifier

Team Results

Apr 15, 2022







Rank	Gym	Team	Score						
1	Michigan	X	412.890	68.331 3	66.498 1	69.232 1	70.631 3	70.332 1	67.866 1
	506	Nick Guy		14.133			14.033		
	512	Jacob Moore		13.966	13.233		14.366		
	513	Lais Najjar		13.500					
	511	Miles Miller		13.366			14.166		13.000
	504	Casey Cummings		13.366			13.900		
	507	Paul Juda			13.800			14.600	14.200
	502	Cameron Bock			13.266	13.666		14.400	
	521	David Willett			13.266	13.733			
	518	Evgeny Siminiuc			12.933			14.366	13.133
	501	Javier Alfonso				14.100			
	515	Chris Read				13.900			
	503	Crew Bold				13.833		12.866	13.800
	522	David Wolma					14.166		
	520	Virgil Watkins						14.100	
	509	Steven Lukasik							13.733
2	Ohio State	X	407.956	69.232 2	65.030 2	68.232 2	71.032 1	67.465 3	66.965 3
	821	Jesse Tyndall		14.433		14.100		13.733	13.900
	813	Jakob Murray		14.100				13.566	
	814	Kameron Nelson		13.833		13.133	14.600		
	808	Kazuki Hayashi		13.600			13.833		13.433
	818	Dexter Roettker		13.266			14.600		13.500
	801	Justin Ah Chow			13.566		14.333	14.033	
	805	Andrew Brower			13.366			13.500	
	806	Curtis Chang			13.066				
	820	Luke Smigliani			12.666	13.133			
	807	Trevor Cummings			12.366				
	809	Donovan Hewitt				14.166	13.666		12.966
	817	Tyler Rockwood				13.700			
	819	Domenic Sciulli						12.633	13.166

2022 NCAA Championships - Qualifier

Team Results

Apr 15, 2022







Men / 10
Session: 2

Rank	Gym	Team	Score						
3	Oklahoma	X	407.290	70.531 1	63.432 4	67.865 3	70.699 2	67.731 2	67.032 2
	912	Vitaliy Guimaraes		14.333	13.733				13.466
	910	Spencer Goodell		14.266		13.700		13.566	
	905	Emre Dodanli		14.133			14.600		13.400
	906	Jack Freeman		14.066		13.466			14.033
	915	Zach Nunez		13.733	13.900			13.700	
	908	Raydel Gamboa			12.733			13.466	13.733
	903	Braden Collier			12.066				
	902	Alan Camillus			11.000	13.533		12.733	
	901	Fuzzy Benas				13.666	14.500	14.266	
	919	Daniel Simmons				13.500	14.166		
	904	Josh Corona					14.633		
	921	Cailen Walker					12.800		
	911	Cesar Gracia							12.400
4	Navy	X	399.023	67.065 4	64.665 3	66.565 4	70.332 4	65.632 5	64.764 4
	622	Connor Van Loo		14.033			14.400		
	614	Caleb Hickey		13.600				13.200	11.733
	624	Josh Williams		13.566		13.900	13.833		
	608	Isaiah Drake		13.100	13.066	12.833	14.233	13.566	13.466
	603	Syam Buradagunta		12.766	12.900		13.966		13.033
	618	Ronan McQuillan			13.533				
	606	Danny Clark			12.633			12.833	
	623	John Wendeborn			12.533				
	602	Alexander Brown				13.366			
	604	Cash Buske				13.300			13.166
	616	Dhiren Lutchman				13.166		13.000	
	601	Nehemiah Baker					13.900		
	611	Giovanni Gambatese						13.033	13.366
5	Air Force	X	384.822 (Inc -1.0 ND)	64.066 6	60.998 5	64.597 6	67.432 6	65.665 4	63.064 5
	115	Jake Sampier		13.533					
	107	Collin Hickey		13.000			13.733		
	103	Garrett Braunton		12.933	13.533	13.833	14.033	12.200	14.133
	116	Erich Upton		12.300		12.766	12.533	13.166	12.866
	112	Samuel Metzler		12.300					12.066
	105	Noah Everett			12.700			13.400	
	108	Patrick Hoopes			12.566				
	118	Bryan Woffinden			11.133		13.800	13.133	12.433
	102	Jacob Becchetti			11.066	12.866			
	119	Oliver Zavel				13.166		13.766	11.566
	109	Troy Jenkins				11.966			
	101	Beckett Andersen					13.333		

2022 NCAA Championships - Qualifier

Team Results

Apr 15, 2022

Rank	Gym	Team	Score						
6	Army	X	376.691	65.098	51.466	65.198	67.798	65.232	61.899
				5	6	5	5	6	6
	209	Mathew Davis		13.700	11.200	13.366	13.633	13.233	12.600
	218	Jacob Nauman		13.366	7.766		13.933		
	206	Joseph Buselmeier		13.100		13.166		13.033	12.566
	213	Kalvin Kingshill		12.966					11.533
	215	Steven Manolakis		11.966			13.633		
	201	Gabe Almeida			12.200				
	207	Connor Cavanagh			10.500		13.733		
	216	Zachary Mitchell			9.800			12.800	12.700
	203	Patrick Armstrong				13.266		13.166	
	217	Mitchell Monahan				13.000			
	212	Declan Henriques				12.400			
	214	Hunter Mamawal					12.866		
	222	Jackson Pophal						13.000	
	221	Zachary Perez							12.500

2022 NCAA Championships - Qualifier

Event Results - Floor

Apr 15, 2022

Page: 1
Printed: 4/15/2022 9:12 PM

Men / 10

Session: 2



Rank	Num	Name	Gym	Diff	Exec	ND	Score	Out
1	821	Jesse Tyndall	Ohio State	5.700	8.733	..	14.433	0.000
2	912	Vitaliy Guimaraes	Oklahoma	5.500	8.833	..	14.333	0.100
3	910	Spencer Goodell	Oklahoma	5.400	8.866	..	14.266	0.167
4T	905	Emre Dodanli	Oklahoma	5.200	8.933	..	14.133	0.300
4T	506	Nick Guy	Michigan	5.600	8.533	..	14.133	0.300
6	813	Jakob Murray	Ohio State	5.200	8.900	..	14.100	0.333
7	906	Jack Freeman	Oklahoma	5.400	8.666	..	14.066	0.367
8	622	Connor Van Loo	Navy	5.300	8.733	..	14.033	0.400
9	512	Jacob Moore	Michigan	5.500	8.466	..	13.966	0.467
10	814	Kameron Nelson	Ohio State	5.700	8.133	..	13.833	0.600
11	915	Zach Nunez	Oklahoma	5.300	8.433	..	13.733	0.700
12	209	Mathew Davis	Army	5.100	8.600	..	13.700	0.733
13T	614	Caleb Hickey	Navy	5.000	8.600	..	13.600	0.833
13T	808	Kazuki Hayashi	Ohio State	5.300	8.300	..	13.600	0.833
15	624	Josh Williams	Navy	5.500	8.066	..	13.566	0.867
16	115	Jake Sampier	Air Force	5.100	8.433	..	13.533	0.900
17	513	Lais Najjar	Michigan	5.100	8.400	..	13.500	0.933
18T	218	Jacob Nauman	Army	4.700	8.666	..	13.366	1.067
18T	504	Casey Cummings	Michigan	4.900	8.466	..	13.366	1.067
18T	511	Miles Miller	Michigan	5.300	8.066	..	13.366	1.067
21	818	Dexter Roettker	Ohio State	5.200	8.066	..	13.266	1.167
22T	206	Joseph Buselmeier	Army	4.400	8.700	..	13.100	1.333
22T	608	Isaiah Drake	Navy	5.400	7.700	..	13.100	1.333
24	107	Collin Hickey	Air Force	5.500	7.600	-0.1	13.000	1.433
25	213	Kalvin Kingshill	Army	4.300	8.666	..	12.966	1.467
26T	1309	Christian Marsh	W&M	4.200	8.733	..	12.933	1.500
26T	103	Garrett Braunton	Air Force	4.600	8.333	..	12.933	1.500
28	1301	Malcolm Baytop	W&M	4.800	8.033	..	12.833	1.600
29	603	Syam Buradagunta	Navy	5.500	7.266	..	12.766	1.667
30	1305	Will Harrington	W&M	4.400	8.133	-0.1	12.433	2.000
31T	112	Samuel Metzler	Air Force	4.900	7.400	..	12.300	2.133
31T	116	Erich Upton	Air Force	5.000	7.300	..	12.300	2.133
33	215	Steven Manolakis	Army	5.100	6.866	..	11.966	2.467

2022 NCAA Championships - Qualifier

Event Results - Pommel

Apr 15, 2022

Page: 1
Printed: 4/15/2022 9:12 PM

Men / 10

Session: 2



Rank	Num	Name	Gym	Diff	Exec	ND	Score	Out
1	915	Zach Nunez	Oklahoma	5.200	8.700	--	13.900	0.000
2	507	Paul Juda	Michigan	5.200	8.600	--	13.800	0.100
3	912	Vitaliy Guimaraes	Oklahoma	5.200	8.533	--	13.733	0.167
4	801	Justin Ah Chow	Ohio State	5.200	8.366	--	13.566	0.334
5T	618	Ronan McQuillan	Navy	5.000	8.533	--	13.533	0.367
5T	103	Garrett Braunton	Air Force	5.200	8.333	--	13.533	0.367
7	805	Andrew Brower	Ohio State	5.000	8.366	--	13.366	0.534
8T	521	David Willett	Michigan	5.100	8.166	--	13.266	0.634
8T	502	Cameron Bock	Michigan	5.200	8.066	--	13.266	0.634
10	512	Jacob Moore	Michigan	4.700	8.533	--	13.233	0.667
11T	806	Curtis Chang	Ohio State	4.800	8.266	--	13.066	0.834
11T	608	Isaiah Drake	Navy	5.000	8.066	--	13.066	0.834
13	518	Evgeny Siminiuc	Michigan	4.500	8.433	--	12.933	0.967
14	603	Syam Buradagunta	Navy	4.700	8.200	--	12.900	1.000
15	908	Raydel Gamboa	Oklahoma	4.900	7.833	--	12.733	1.167
16	105	Noah Everett	Air Force	4.400	8.300	--	12.700	1.200
17	820	Luke Smigliani	Ohio State	4.800	7.866	--	12.666	1.234
18	606	Danny Clark	Navy	5.300	7.333	--	12.633	1.267
19	108	Patrick Hoopes	Air Force	4.500	8.066	--	12.566	1.334
20	623	John Wendeborn	Navy	4.700	7.833	--	12.533	1.367
21	807	Trevor Cummings	Ohio State	4.900	7.466	--	12.366	1.534
22T	1309	Christian Marsh	W&M	4.300	7.900	--	12.200	1.700
22T	201	Gabe Almeida	Army	4.500	7.700	--	12.200	1.700
24	903	Braden Collier	Oklahoma	5.200	6.866	--	12.066	1.834
25	116	Erich Upton	Air Force	4.800	7.233	--	12.033	1.867
26	1301	Malcolm Baytop	W&M	4.000	7.600	--	11.600	2.300
27	209	Mathew Davis	Army	3.500	7.700	--	11.200	2.700
28	118	Bryan Woffinden	Air Force	4.900	6.233	--	11.133	2.767
29	102	Jacob Becchetti	Air Force	3.900	7.166	--	11.066	2.834
30	902	Alan Camillus	Oklahoma	4.600	6.400	--	11.000	2.900
31	207	Connor Cavanagh	Army	4.000	6.500	--	10.500	3.400
32	216	Zachary Mitchell	Army	3.900	5.900	--	9.800	4.100
33	218	Jacob Nauman	Army	3.400	4.366	--	7.766	6.134

2022 NCAA Championships - Qualifier

Event Results - P Bars

Apr 15, 2022

Page: 1
Printed: 4/15/2022 9:12 PM

Men / 10
Session: 2



Rank	Num	Name	Gym	Diff	Exec	ND	Score	Out
1	507	Paul Juda	Michigan	5.500	9.100	..	14.600	0.000
2	502	Cameron Bock	Michigan	5.500	8.900	..	14.400	0.200
3	518	Evgeny Siminiuc	Michigan	5.400	8.966	..	14.366	0.234
4	901	Fuzzy Benas	Oklahoma	5.300	8.966	..	14.266	0.334
5	520	Virgil Watkins	Michigan	5.600	8.500	..	14.100	0.500
6	801	Justin Ah Chow	Ohio State	5.200	8.833	..	14.033	0.567
7	119	Oliver Zavel	Air Force	5.100	8.666	..	13.766	0.834
8	821	Jesse Tyndall	Ohio State	5.600	8.133	..	13.733	0.867
9	915	Zach Nunez	Oklahoma	4.900	8.800	..	13.700	0.900
10T	910	Spencer Goodell	Oklahoma	4.800	8.766	..	13.566	1.034
10*	608	Isaiah Drake	Navy	5.100	8.466	..	13.566	1.034
10*	813	Jakob Murray	Ohio State	5.100	8.466	..	13.566	1.034
13	805	Andrew Brower	Ohio State	5.000	8.500	..	13.500	1.100
14	908	Raydel Gamboa	Oklahoma	4.700	8.766	..	13.466	1.134
15	105	Noah Everett	Air Force	4.900	8.500	..	13.400	1.200
16T	1309	Christian Marsh	W&M	4.300	8.933	..	13.233	1.367
16T	209	Mathew Davis	Army	4.600	8.633	..	13.233	1.367
18	614	Caleb Hickey	Navy	5.200	8.000	..	13.200	1.400
19T	116	Erich Upton	Air Force	4.500	8.666	..	13.166	1.434
19T	203	Patrick Armstrong	Army	4.600	8.566	..	13.166	1.434
21	118	Bryan Woffinden	Air Force	4.400	8.733	..	13.133	1.467
22T	206	Joseph Buselmeier	Army	4.300	8.733	..	13.033	1.567
22T	611	Giovanni Gambatese	Navy	4.500	8.533	..	13.033	1.567
24T	222	Jackson Pophal	Army	4.200	8.800	..	13.000	1.600
24T	616	Dhiren Lutchman	Navy	5.400	7.600	..	13.000	1.600
26	503	Crew Bold	Michigan	5.200	7.666	..	12.866	1.734
27	606	Danny Clark	Navy	4.800	8.033	..	12.833	1.767
28	216	Zachary Mitchell	Army	4.500	8.300	..	12.800	1.800
29	902	Alan Camillus	Oklahoma	4.700	8.033	..	12.733	1.867
30T	1307	Alek Kuzmenchuk	W&M	4.400	8.233	..	12.633	1.967
30T	819	Domenic Sciulli	Ohio State	4.900	7.733	..	12.633	1.967
32	103	Garrett Braunton	Air Force	4.700	7.500	..	12.200	2.400

2022 NCAA Championships - Qualifier

Event Results - Vault

Apr 15, 2022

Page: 1
Printed: 4/15/2022 9:12 PM

Men / 10

Session: 2



Rank	Num	Name	Gym	Diff	Exec	ND	Score	Out
1	904	Josh Corona	Oklahoma	5.200	9.433	-.-	14.633	0.000
2*	905	Emre Dodanli	Oklahoma	5.200	9.400	-.-	14.600	0.033
2*	818	Dexter Roettker	Ohio State	5.200	9.400	-.-	14.600	0.033
2*	814	Kameron Nelson	Ohio State	5.200	9.400	-.-	14.600	0.033
5	901	Fuzzy Benas	Oklahoma	5.200	9.300	-.-	14.500	0.133
6	622	Connor Van Loo	Navy	4.900	9.500	-.-	14.400	0.233
7	512	Jacob Moore	Michigan	5.200	9.166	-.-	14.366	0.267
8	801	Justin Ah Chow	Ohio State	5.200	9.233	-0.1	14.333	0.300
9	608	Isaiah Drake	Navy	5.200	9.033	-.-	14.233	0.400
10T	511	Miles Miller	Michigan	5.200	9.066	-0.1	14.166	0.467
10*	919	Daniel Simmons	Oklahoma	5.200	8.966	-.-	14.166	0.467
10*	522	David Wolma	Michigan	5.200	8.966	-.-	14.166	0.467
13T	103	Garrett Braunton	Air Force	4.800	9.233	-.-	14.033	0.600
13T	506	Nick Guy	Michigan	5.200	9.133	-0.3	14.033	0.600
15	603	Syam Buradagunta	Navy	4.800	9.166	-.-	13.966	0.667
16	218	Jacob Nauman	Army	4.800	9.133	-.-	13.933	0.700
17T	504	Casey Cummings	Michigan	4.800	9.200	-0.1	13.900	0.733
17T	601	Nehemiah Baker	Navy	5.200	8.700	-.-	13.900	0.733
19*	808	Kazuki Hayashi	Ohio State	4.800	9.033	-.-	13.833	0.800
19*	624	Josh Williams	Navy	4.800	9.033	-.-	13.833	0.800
21	118	Bryan Woffinden	Air Force	4.800	9.000	-.-	13.800	0.833
22T	207	Connor Cavanagh	Army	4.800	8.933	-.-	13.733	0.900
22T	107	Collin Hickey	Air Force	5.200	8.533	-.-	13.733	0.900
24	809	Donovan Hewitt	Ohio State	5.200	8.766	-0.3	13.666	0.967
25*	215	Steven Manolakis	Army	4.800	8.833	-.-	13.633	1.000
25*	209	Mathew Davis	Army	4.800	8.833	-.-	13.633	1.000
27	101	Beckett Andersen	Air Force	4.400	8.933	-.-	13.333	1.300
28	1305	Will Harrington	W&M	4.000	8.933	-.-	12.933	1.700
29	1309	Christian Marsh	W&M	5.200	7.700	-.-	12.900	1.733
30	214	Hunter Mamawal	Army	4.400	8.766	-0.3	12.866	1.767
31	921	Cailen Walker	Oklahoma	5.200	7.900	-0.3	12.800	1.833
32	1306	Jonathan Irwin	W&M	5.200	7.566	-.-	12.766	1.867
33	116	Erich Upton	Air Force	4.800	7.733	-.-	12.533	2.100

2022 NCAA Championships - Qualifier

Event Results - Rings

Apr 15, 2022

Page: 1
Printed: 4/15/2022 9:12 PM

Men / 10
Session: 2



Rank	Num	Name	Gym	Diff	Exec	ND	Score	Out
1	809	Donovan Hewitt	Ohio State	5.400	8.766	..	14.166	0.000
2T	501	Javier Alfonso	Michigan	5.000	9.100	..	14.100	0.066
2T	821	Jesse Tyndall	Ohio State	5.100	9.000	..	14.100	0.066
4T	515	Chris Read	Michigan	5.000	8.900	..	13.900	0.266
4T	624	Josh Williams	Navy	5.200	8.700	..	13.900	0.266
6T	503	Crew Bold	Michigan	4.600	9.233	..	13.833	0.333
6T	103	Garrett Braunton	Air Force	5.200	8.633	..	13.833	0.333
8	521	David Willett	Michigan	4.700	9.033	..	13.733	0.433
9T	817	Tyler Rockwood	Ohio State	4.700	9.000	..	13.700	0.466
9T	910	Spencer Goodell	Oklahoma	5.100	8.600	..	13.700	0.466
11T	502	Cameron Bock	Michigan	4.700	8.966	..	13.666	0.500
11T	901	Fuzzy Benas	Oklahoma	4.900	8.766	..	13.666	0.500
13	902	Alan Camillus	Oklahoma	5.000	8.533	..	13.533	0.633
14	919	Daniel Simmons	Oklahoma	4.600	8.900	..	13.500	0.666
15	906	Jack Freeman	Oklahoma	4.400	9.066	..	13.466	0.700
16T	209	Mathew Davis	Army	4.300	9.066	..	13.366	0.800
16T	602	Alexander Brown	Navy	5.200	8.166	..	13.366	0.800
18	604	Cash Buske	Navy	4.600	8.700	..	13.300	0.866
19	203	Patrick Armstrong	Army	4.700	8.566	..	13.266	0.900
20T	206	Joseph Buselmeier	Army	4.100	9.066	..	13.166	1.000
20T	119	Oliver Zavel	Air Force	4.400	8.766	..	13.166	1.000
20T	616	Dhiren Lutchman	Navy	4.700	8.466	..	13.166	1.000
23T	820	Luke Smigliani	Ohio State	4.500	8.633	..	13.133	1.033
23T	814	Kameron Nelson	Ohio State	4.900	8.233	..	13.133	1.033
25	217	Mitchell Monahan	Army	4.800	8.200	..	13.000	1.166
26	1309	Christian Marsh	W&M	5.000	7.900	..	12.900	1.266
27	102	Jacob Becchetti	Air Force	4.100	8.766	..	12.866	1.300
28	608	Isaiah Drake	Navy	5.000	7.833	..	12.833	1.333
29	116	Erich Upton	Air Force	4.300	8.466	..	12.766	1.400
30T	1307	Alek Kuzmenchuk	W&M	3.700	8.700	..	12.400	1.766
30T	212	Declan Henriques	Army	4.200	8.200	..	12.400	1.766
32	109	Troy Jenkins	Air Force	4.400	7.566	..	11.966	2.200

2022 NCAA Championships - Qualifier

Event Results - H Bar

Apr 15, 2022

Page: 1
Printed: 4/15/2022 9:12 PM

Men / 10

Session: 2



Rank	Num	Name	Gym	Diff	Exec	ND	Score	Out
1	507	Paul Juda	Michigan	5.400	8.800	..	14.200	0.000
2	103	Garrett Braunton	Air Force	5.800	8.333	..	14.133	0.067
3	906	Jack Freeman	Oklahoma	5.500	8.533	..	14.033	0.167
4	821	Jesse Tyndall	Ohio State	5.300	8.600	..	13.900	0.300
5	503	Crew Bold	Michigan	5.300	8.500	..	13.800	0.400
6T	509	Steven Lukasik	Michigan	4.700	9.033	..	13.733	0.467
6T	908	Raydel Gamboa	Oklahoma	4.900	8.833	..	13.733	0.467
8	818	Dexter Roettker	Ohio State	4.700	8.800	..	13.500	0.700
9T	912	Vitaliy Guimaraes	Oklahoma	4.500	8.966	..	13.466	0.734
9T	608	Isaiah Drake	Navy	4.600	8.866	..	13.466	0.734
11	808	Kazuki Hayashi	Ohio State	5.000	8.433	..	13.433	0.767
12	905	Emre Dodanli	Oklahoma	4.800	8.600	..	13.400	0.800
13	611	Giovanni Gambatese	Navy	4.900	8.466	..	13.366	0.834
14T	819	Domenic Sciulli	Ohio State	4.600	8.566	..	13.166	1.034
14T	604	Cash Buske	Navy	4.900	8.266	..	13.166	1.034
16	518	Evgeny Siminiuc	Michigan	4.800	8.333	..	13.133	1.067
17	603	Syam Buradagunta	Navy	4.500	8.533	..	13.033	1.167
18	511	Miles Miller	Michigan	4.600	8.400	..	13.000	1.200
19	809	Donovan Hewitt	Ohio State	4.700	8.266	..	12.966	1.234
20	116	Erich Upton	Air Force	4.200	8.666	..	12.866	1.334
21T	1307	Alek Kuzmenchuk	W&M	4.000	8.700	..	12.700	1.500
21T	216	Zachary Mitchell	Army	4.200	8.500	..	12.700	1.500
23	209	Mathew Davis	Army	4.100	8.500	..	12.600	1.600
24	206	Joseph Buselmeier	Army	3.900	8.666	..	12.566	1.634
25	221	Zachary Perez	Army	4.600	7.900	..	12.500	1.700
26	118	Bryan Woffinden	Air Force	4.000	8.433	..	12.433	1.767
27	911	Cesar Gracia	Oklahoma	4.400	8.000	..	12.400	1.800
28	112	Samuel Metzler	Air Force	4.000	8.066	..	12.066	2.134
29T	1309	Christian Marsh	W&M	3.300	8.433	..	11.733	2.467
29T	614	Caleb Hickey	Navy	4.500	7.233	..	11.733	2.467
31	119	Oliver Zavel	Air Force	4.200	7.366	..	11.566	2.634
32	213	Kalvin Kingshill	Army	3.600	7.933	..	11.533	2.667
33	1302	Connor Bowman	W&M	3.700	7.600	..	11.300	2.900

2022 NCAA Championships - Qualifier







Event Results - AA

Apr 15, 2022

Page: 1
Printed: 4/15/2022 9:12 PM

Men / 10

Session: 2

Rank	Num	Name	Gym							AA
1	103	Garrett Braunton	Air Force	12.933	13.533	13.833	14.033	12.200	14.133	80.665
2	608	Isaiah Drake	Navy	13.100	13.066	12.833	14.233	13.566	13.466	80.264
3	209	Mathew Davis	Army	13.700	11.200	13.366	13.633	13.233	12.600	77.732
4	1309	Christian Marsh	W&M	12.933	12.200	12.900	12.900	13.233	11.733	75.899
5	116	Erich Upton	Air Force	12.300	12.033	12.766	12.533	13.166	12.866	75.664