

2022 Elite Team Cup

Meet Results







Feb 26, 2022

Page: 1
Printed: 2/26/2022 8:26 PM

Men / JR / Junior

Session: ETC

Judge's Signatures

Rank	Num	Name	Gym							AA
1	78	David Shamah	Region 3	Diff: 4.800 Exec: 7.900 ND: Final: 12.700 Place: 10	4.900 8.100	4.200 8.850	4.800 8.850	5.100 8.200	4.400 8.450	78.250 1
2	108	Garrett Schooley	Region 8	Diff: 4.400 Exec: 8.450 ND: Final: 12.850 Place: 4	4.100 9.050	4.100 8.600	5.200 8.450	4.000 8.700	3.500 8.150	76.400 2
3	90	Kai Uemura	Region 5	Diff: 4.900 Exec: 7.450 ND: Final: 12.350 Place: 23	5.000 7.950	4.400 8.050	4.800 8.900	4.700 8.650	4.300 7.000	76.100 3
4	62	Tyler Flores	Region 1	Diff: 4.100 Exec: 8.150 ND: Final: 12.250 Place: 29=	4.200 8.550	4.200 8.150	4.800 9.050	4.300 8.300	3.900 8.250	75.850 4
5	105	Chase Davenport-Mills	Region 8	Diff: 4.600 Exec: 8.500 ND: Final: 13.100 Place: 2	4.200 7.800	4.100 7.050	4.800 9.400	3.800 9.000	4.000 8.250	75.500 5
6	66	Vahe Petrosyan	Region 1	Diff: 4.800 Exec: 6.950 ND: -0.300 Final: 11.450 Place: 46	4.800 6.850	4.200 8.650	4.800 8.800	4.900 8.350	4.200 8.600	75.500 6
7	61	Colin Flores	Region 1	Diff: 4.400 Exec: 8.100 ND: Final: 12.500 Place: 15	4.200 8.450	4.300 7.700	4.800 7.800	4.600 8.900	4.100 8.150	75.200 7
8	97	Hasan Aydogdu	Region 7	Diff: 3.800 Exec: 8.450 ND: Final: 12.250 Place: 28	4.000 8.950	4.200 7.850	4.800 8.500	4.100 8.000	4.000 8.850	75.200 8
9	76	Kiran Mandava	Region 3	Diff: 4.500 Exec: 7.050 ND: Final: 11.550 Place: 45	4.500 8.400	4.100 8.950	4.000 9.400	4.300 8.400	4.100 7.400	75.100 9
10	74	Alex Deubler	Region 3	Diff: 4.600 Exec: 8.000 ND: Final: 12.600 Place: 11	4.600 6.850	4.400 8.100	4.800 8.700	4.100 8.600	4.400 7.800	74.950 10

2022 Elite Team Cup

Meet Results







Feb 26, 2022

Page: 2

Printed: 2/26/2022 8:26 PM

Men / JR / Junior

Session: ETC

Rank	Num	Name	Gym							AA
11	85	Sasha Bogonosiuik	Region 5	Diff: 4.500	3.900	3.500	4.400	4.200	3.500	
				Exec: 8.350	8.550	8.150	8.800	8.150	8.800	
				ND:						
				Final: 12.850	12.450	11.650	13.200	12.350	12.300	74.800
				Place: 5	11	44	30	25	13	11
12	104	Jaden Blank	Region 8	Diff: 4.200	3.700	4.000	4.800	3.900	3.800	
				Exec: 8.150	8.700	7.950	9.000	7.950	8.500	
				ND:						
				Final: 12.350	12.400	11.950	13.800	11.850	12.300	74.650
				Place: 21	14	34	5=	37	14	12
13	103	Maxim Bereznev	Region 8	Diff: 5.000	3.900	4.200	5.200	4.200	3.600	
				Exec: 7.950	6.050	8.350	9.100	8.650	8.500	
				ND: -0.100						
				Final: 12.850	9.950	12.550	14.300	12.850	12.100	74.600
				Place: 7	51	10	1	9	24	13
14	110	Asher Cohen	Region 9	Diff: 4.200	3.800	4.700	4.800	3.300	3.800	
				Exec: 8.350	8.200	8.150	8.950	7.900	8.450	
				ND:			-0.100			
				Final: 12.550	12.000	12.850	13.650	11.200	12.250	74.500
				Place: 13	25	6	12	48	16	14
15	94	Jake Islam	Region 6	Diff: 4.400	4.000	4.100	5.200	3.700	3.300	
				Exec: 7.800	8.150	8.350	8.350	8.200	9.000	
				ND:			-0.100			
				Final: 12.200	12.150	12.450	13.450	11.900	12.300	74.450
				Place: 32	21	15	19	35	12	15
16	99	Kristian Grahovski	Region 7	Diff: 4.000	4.900	4.400	4.800	4.400	4.200	
				Exec: 8.300	7.200	8.150	7.800	8.250	8.000	
				ND:						
				Final: 12.300	12.100	12.550	12.600	12.650	12.200	74.400
				Place: 25	23	11	42	17	19	16
17	72	Jax Washburn	Region 2	Diff: 4.400	3.500	4.000	4.000	3.900	3.900	
				Exec: 7.900	8.550	8.050	9.350	8.700	8.050	
				ND:						
				Final: 12.300	12.050	12.050	13.350	12.600	11.950	74.300
				Place: 26	24	28	21=	18	27=	17
18	106	Alex Karadzhev	Region 8	Diff: 3.600	3.800	4.000	4.000	4.200	3.700	
				Exec: 8.850	9.300	7.750	8.500	8.500	8.450	
				ND: -0.300			-0.100			
				Final: 12.150	13.100	11.750	12.400	12.700	12.150	74.250
				Place: 34	3	40	46	14	21=	18
19	98	Will Fleck	Region 7	Diff: 4.700	4.300	3.700	4.400	3.900	4.100	
				Exec: 8.150	7.500	7.600	9.050	8.550	8.000	
				ND:						
				Final: 12.850	11.800	11.300	13.450	12.450	12.100	73.950
				Place: 6	29	47	18	23	25	19
20	79	Solen Chiodi	Region 4	Diff: 4.900	3.900	4.000	4.800	4.100	3.800	
				Exec: 7.700	8.000	7.850	9.000	8.800	6.950	
				ND:						
				Final: 12.600	11.900	11.850	13.800	12.900	10.750	73.800
				Place: 12	28	39	5=	8	48	20

2022 Elite Team Cup

Meet Results







Feb 26, 2022

Page: 3

Printed: 2/26/2022 8:26 PM

Men / JR / Junior

Session: ETC

Rank	Num	Name	Gym							AA
21	86	Tai Gopaul	Region 5	Diff: 4.600	5.000	4.100	4.800	4.400	4.300	
				Exec: 7.800	7.450	8.400	8.550	8.050	6.550	
				ND: -0.300						
				Final: 12.100	12.450	12.500	13.350	12.450	10.850	73.700
				Place: 35	13	12	24	24	47	21
22	67	Jonah Soltz	Region 2	Diff: 3.500	3.600	3.800	3.200	3.900	3.400	
				Exec: 9.000	8.650	8.400	9.350	8.900	7.950	
				ND: -0.300		0.300				
				Final: 12.200	12.250	12.500	12.550	12.800	11.350	73.650
				Place: 31	18	13	43	11	36	22
23	102	Pierce Wolfgang	Region 7	Diff: 4.000	3.300	4.100	4.000	4.100	4.000	
				Exec: 8.700	8.350	8.300	8.700	8.150	7.950	
				ND:						
				Final: 12.700	11.650	12.400	12.700	12.250	11.950	73.650
				Place: 9	31	17	40	27	29	23
24	92	Tate Costa	Region 6	Diff: 4.300	4.200	3.900	4.800	3.600	4.400	
				Exec: 7.100	8.200	8.450	8.000	8.000	8.650	
				ND:						
				Final: 11.400	12.400	12.350	12.800	11.600	13.050	73.600
				Place: 47	15	18	39	40	1	24
25	65	Maxwell Odden	Region 1	Diff: 4.500	4.200	4.200	4.800	4.000	3.900	
				Exec: 8.400	6.700	7.850	9.150	9.100	7.250	
				ND:	-0.500		-0.100			
				Final: 12.900	10.400	12.050	13.850	13.100	11.150	73.450
				Place: 3	48	30=	4	6	42	25
26	73	Caden Clinton	Region 3	Diff: 4.800	3.800	4.200	4.000	4.300	4.300	
				Exec: 7.600	7.650	9.000	8.900	6.550	8.000	
				ND:						
				Final: 12.400	11.450	13.200	12.900	10.850	12.300	73.100
				Place: 20	36	1	37	51	15	26
27	63	Zach Green	Region 1	Diff: 4.300	4.100	4.100	4.000	4.200	4.200	
				Exec: 7.800	6.000	8.850	9.300	7.950	8.250	
				ND:			-0.100			
				Final: 12.100	10.100	12.950	13.200	12.150	12.450	72.950
				Place: 36	50	4	28	28	8=	27
28	111	Emmit Glover	Region 9	Diff: 4.300	3.900	4.400	4.800	4.400	3.700	
				Exec: 7.600	7.550	7.700	8.800	7.400	8.450	
				ND:			-0.100			
				Final: 11.900	11.450	12.100	13.500	11.800	12.150	72.900
				Place: 39	37	25	15=	38	21=	28
29	81	Michael Nguyen	Region 4	Diff: 4.300	4.300	3.800	4.000	4.100	3.800	
				Exec: 8.400	7.200	8.250	9.200	7.100	8.550	
				ND: -0.300						
				Final: 12.400	11.500	12.050	13.200	11.200	12.350	72.700
				Place: 17	35	27	29	49	11	29
30	112	Ty Jordan	Region 9	Diff: 4.100	3.700	4.400	4.400	3.300	3.600	
				Exec: 8.150	7.700	8.200	8.950	8.550	7.750	
				ND:			-0.100			
				Final: 12.250	11.400	12.600	13.250	11.850	11.350	72.700
				Place: 29=	39	9	27	36	37	30

2022 Elite Team Cup

Meet Results







Feb 26, 2022

Page: 4

Printed: 2/26/2022 8:26 PM

Men / JR / Junior

Session: ETC

Rank	Num	Name	Gym							AA
31	100	Adam Lakomy	Region 7	Diff: 3.700	4.300	4.200	4.800	4.200	3.500	
				Exec: 8.200	7.850	7.800	8.900	7.350	7.650	
				ND:						
				Final: 11.900	12.150	12.000	13.700	11.550	11.150	72.450
				Place: 37	22	32	10=	42	41	31
32	109	Kelton Christiansen	Region 9	Diff: 4.500	4.200	3.800	4.000	3.800	4.300	
				Exec: 7.850	7.750	8.350	9.250	7.350	7.100	
				ND:						
				Final: 12.350	11.950	12.150	13.250	11.150	11.400	72.250
				Place: 22	27	23	26	50	34	32
33	89	Max Olinger	Region 5	Diff: 4.600	4.600	4.100	4.000	4.400	3.700	
				Exec: 7.150	7.750	7.950	9.350	7.250	7.350	
				ND:						
				Final: 11.750	12.350	12.050	13.350	11.650	11.050	72.200
				Place: 42	16	29	21=	39	43	33
34	68	Sebastian Kane	Region 2	Diff: 4.000	3.700	3.900	3.200	3.900	3.700	
				Exec: 7.800	8.450	7.950	9.100	7.650	8.800	
				ND:						
				Final: 11.800	12.150	11.850	12.300	11.550	12.500	72.150
				Place: 40	20	38	47	41	6	34
35	84	Matthew Underhill	Region 4	Diff: 4.800	3.200	5.000	5.200	4.300	3.300	
				Exec: 7.500	8.300	7.100	8.250	7.650	7.400	
				ND:			0.100			
				Final: 12.300	11.500	12.100	13.550	11.950	10.700	72.100
				Place: 27	34	26	14	34	49	35
36	80	Mark Fu	Region 4	Diff: 4.300	4.000	3.900	4.000	4.100	3.900	
				Exec: 8.100	7.600	7.800	8.750	7.850	8.050	
				ND:			-0.300			
				Final: 12.400	11.600	11.700	12.450	11.950	11.950	72.050
				Place: 18	33	42=	45	33	27=	36
37	93	Jacob Harmon	Region 6	Diff: 4.600	3.100	3.900	4.800	3.900	3.900	
				Exec: 7.950	5.550	7.800	9.200	8.600	8.150	
				ND:						
				Final: 12.550	8.650	11.700	14.000	12.500	12.050	71.450
				Place: 14	52	42=	3	22	26	37
38	71	Luke Tully	Region 2	Diff: 3.700	3.400	4.000	4.000	3.600	3.200	
				Exec: 7.450	8.350	7.650	8.950	8.500	8.150	
				ND:						
				Final: 11.150	11.750	11.650	12.950	12.100	11.350	70.950
				Place: 48	30	45	36	29	35	38
39	107	Alexandru Nitache	Region 8	Diff: 4.500	3.800	4.000	5.600	4.500	3.700	
				Exec: 5.900	6.900	8.200	7.900	8.550	7.650	
				ND:			-0.300			
				Final: 10.400	10.700	12.200	13.200	13.050	11.350	70.900
				Place: 50	47	21	31	7	38	39
40	113	Ricken Matsuzawa	Region 9	Diff: 3.900	3.600	4.100	4.400	4.100	3.700	
				Exec: 8.500	7.550	7.800	8.550	7.400	7.200	
				ND:			-0.300			
				Final: 12.400	11.150	11.900	12.650	11.500	10.900	70.500
				Place: 16	41	36=	41	43	45	40

2022 Elite Team Cup

Meet Results







Feb 26, 2022

Page: 5

Printed: 2/26/2022 8:26 PM

Men / JR / Junior

Session: ETC

Rank	Num	Name	Gym							AA
41	114	Gavin Zborowski	Region 9	Diff: 4.500	4.200	4.200	4.000	3.700	4.200	
				Exec: 7.200	6.900	7.250	9.150	6.750	8.250	
				ND:						
				Final: 11.700	11.100	11.450	13.150	10.450	12.450	70.300
				Place: 43	42	46	32	52	8=	41
42	75	Mason Heath	Region 3	Diff: 4.300	4.700	4.100	4.000	4.000	4.100	
				Exec: 7.500	6.250	7.800	8.150	7.400	7.200	
				ND:						
				Final: 11.800	10.950	11.900	12.150	11.400	11.300	69.500
				Place: 41	45	36=	49	46	39	42
43	101	Trent Peazant	Region 7	Diff: 4.600	3.400	4.000	4.800	3.800	3.400	
				Exec: 8.150	6.850	7.200	8.750	5.700	7.450	
				ND:						
				Final: 12.750	10.250	11.200	13.550	9.500	10.850	68.100
				Place: 8	49	49	13	53	46	43
44	83	Saahil Tumuluri	Region 4	Diff: 4.000	4.000	4.100	4.000	3.500	3.700	
				Exec: 7.050	6.800	6.950	8.850	7.900	6.250	
				ND:						
				Final: 11.050	10.800	11.050	12.850	11.400	9.950	67.100
				Place: 49	46	51	38	45	51	44
45	77	Chase Mondl	Region 3	Diff: 4.200	0.000	3.600	5.200	3.800	3.500	
				Exec: 9.050	0.000	7.600	8.550	8.150	8.900	
				ND:						
				Final: 13.250	0.000	11.200	13.750	11.950	12.400	62.550
				Place: 1	53=	48	9	32	10	45
46	64	Eric Hoe	Region 1	Diff: 3.900	4.400	4.200	0.000	4.200	4.000	
				Exec: 7.700	8.350	8.000	0.000	8.950	8.450	
				ND:						
				Final: 11.600	12.750	12.200	0.000	13.150	12.450	62.150
				Place: 44	9	22	51=	5	7	46
47	96	Brian Solomon	Region 6	Diff: 4.700	4.700	3.800	4.000	3.400	___	
				Exec: 7.500	7.600	8.500	8.500	8.000	___	
				ND:						
				Final: 12.200	12.300	12.300	12.500	11.400	___	60.700
				Place: 33	17	20	44	44	52=	47
48	70	Gustavin Suess	Region 2	Diff: 4.000	3.100	3.900	4.000	3.500	0.000	
				Exec: 8.000	7.900	8.200	9.100	8.450	0.000	
				ND: -0.100						
				Final: 11.900	11.000	12.100	13.100	11.950	0.000	60.050
				Place: 38	43	24	33	31	52=	48
49	69	Zach Murray	Region 2	Diff: 0.000	3.600	3.400	3.200	3.500	3.300	
				Exec: 0.000	7.650	8.300	8.100	9.150	8.150	
				ND:			-0.300			
				Final: 0.000	11.250	11.700	11.000	12.650	11.450	58.050
				Place: 51=	40	41	50	16	33	49
50	91	Owen Carney	Region 6	Diff: 4.500	___	___	4.800	3.700	4.000	
				Exec: 7.900	___	___	8.950	8.600	8.700	
				ND:						
				Final: 12.400	___	___	13.750	12.300	12.700	51.150
				Place: 19	53=	53=	8	26	5	50

2022 Elite Team Cup

Meet Results







Feb 26, 2022

Page: 6

Printed: 2/26/2022 8:26 PM

Men / JR / Junior

Session: ETC

Rank	Num	Name	Gym							AA
51	87	Nathan York	Region 5	Diff: 4.200	4.100	4.000	4.400	—	—	
				Exec: 8.400	8.350	8.600	8.650	—	—	
				ND: -0.300	—	—	—	—	—	
				Final: 12.300	12.450	12.600	13.050	—	—	50.400
				Place: 24	12	8	34	54	52=	51
52	95	Samuel Kaplan	Region 6	Diff: —	3.900	4.200	—	4.200	3.700	
				Exec: —	8.350	7.750	—	8.400	6.750	
				ND: —	—	—	—	—	—	
				Final: —	12.250	11.950	—	12.600	10.450	47.250
				Place: 51=	19	35	51=	19	50	52
53	82	Jude Norris	Region 4	Diff: —	4.400	3.500	—	3.700	3.300	
				Exec: —	6.600	7.350	—	7.650	7.600	
				ND: —	—	—	—	—	—	
				Final: —	11.000	10.850	—	11.350	10.900	44.100
				Place: 51=	44	52	51=	47	44	53
54	88	Diego Leautaud	Region 5	Diff: —	4.200	—	—	3.700	3.400	
				Exec: —	9.000	—	—	8.850	8.200	
				ND: —	—	—	—	—	—	
				Final: —	13.200	—	—	12.550	11.600	37.350
				Place: 51=	1	53=	51=	21	31	54