

NCAA Gymnastics Score Sheet

Teams: Home Denver University

Visitor Iowa State

Date Mar 20, 2021

Place WVU Coliseum

Attendance 1189

Name		1	2	3	4	nd	AVE	Name		1	2	3	4	nd	AVE
V A U L T	1 Rosie Casali 102	9.75	9.80	9.80	9.80		9.800	1 Phoebe Turner 135	9.80	9.80	9.80	9.85		9.800	
	2 Alexandria Ruiz 110	9.75	9.75	9.70	9.80		9.750	2 Emilie Hong 122	9.85	9.90	9.80	9.90		9.875	
	3 Emily Glynn 104	9.90	9.90	9.85	9.90		9.900	3 Kelsey Boychuk 117	9.85	9.80	9.90	9.85		9.850	
	4 Jessica Hutchinson 105	9.85	9.90	9.80	9.85		9.850	4 Sophia Steinmeyer 133	9.90	9.90	9.90	9.90		9.900	
	5 Lynnzee Brown 101	9.90	9.85	9.90	9.90		9.900	5 Makayla Maxwell 127	9.85	9.85	9.85	9.90		9.850	
	6 Abbie Thompson 114	9.65	9.75	9.60	9.75		9.700	6 Adnerys De Jesus 119	9.80	9.85	9.90	9.85		9.850	

Vault Score: **49.200** Running Score: **49.200** Vault Score: **49.325** Running Score: **49.325**

B A R S	1 Alexandria Ruiz 110	9.80	9.85	9.85	9.90		9.850	1 Madelyn Langkamp 124	9.85	9.75	9.80	9.80		9.800
	2 Rosie Casali 102	9.85	9.90	9.90	9.90		9.900	2 Makayla Maxwell 127	9.80	9.80	9.85	9.80		9.800
	3 Jessica Hutchinson 105	9.90	9.90	9.80	9.90		9.900	3 Loganne Basuel 116	9.75	9.85	9.75	9.85		9.800
	4 Emily Glynn 104	9.90	9.90	9.85	9.80		9.875	4 Natalie Horowitz 123	9.85	9.75	9.80	9.55		9.775
	5 Mia Sundstrom 113	9.90	9.85	9.85	9.85		9.850	5 Jade Vella-Wright 136	9.85	9.90	9.85	9.85		9.850
	6 Lynnzee Brown 101	9.95	10.00	10.00	10.00		10.000	6 Adnerys De Jesus 119	9.85	9.90	9.90	9.95		9.900

Bars Score: **49.525** Running Score: **98.725** Bars Score: **49.150** Running Score: **98.475**

B E A M	1 Lynnzee Brown 101	9.90	9.90	9.85	9.85		9.875	1 Sophia Steinmeyer 133	9.85	9.90	9.80	9.75		9.825
	2 Abbie Thompson 114	9.15	9.05	9.00	9.20		9.100	2 Phoebe Turner 135	9.80	9.85	9.85	9.85		9.850
	3 Callie Schlottman 111	9.85	9.85	9.75	9.75		9.800	3 Kelsey Boychuk 117	9.75	9.80	9.90	9.80		9.800
	4 Alexandria Ruiz 110	9.90	9.85	9.90	9.85		9.875	4 Adnerys De Jesus 119	9.90	9.90	9.90	9.85		9.900
	5 Jessica Hutchinson 105	9.70	9.25	9.80	9.75		9.725	5 Meixi Semple 132	9.80	9.85	9.95	9.80		9.825
	6 Isabel Mabanta 107	9.90	9.95	9.90	9.85		9.900	6 Natalie Horowitz 123	9.85	9.90	9.85	9.90		9.875

Beam Score: **49.175** Running Score: **147.900** Beam Score: **49.275** Running Score: **147.750**

F L O O R	1 Alexandria Ruiz 110	9.80	9.90	9.85	9.90		9.875	1 Madelyn Langkamp 124	9.75	9.75	9.70	9.75		9.750
	2 Rosie Casali 102	9.85	9.85	9.90	9.95		9.875	2 Kelsey Boychuk 117	9.75	9.75	9.75	9.70	-0.1	9.650
	3 Abbie Thompson 114	9.85	9.80	9.90	9.90		9.875	3 Sophia Steinmeyer 133	9.80	9.75	9.85	9.90		9.825
	4 Emily Glynn 104	9.90	9.85	9.95	9.85		9.875	4 Maddie Diab 120	9.85	9.95	9.90	9.95		9.925
	5 Jessica Hutchinson 105	9.85	9.90	9.85	9.90		9.875	5 Andrea Maldonado 125	9.90	9.85	9.85	9.85		9.850
	6 Lynnzee Brown 101	9.95	9.95	9.95	9.95		9.950	6 Adnerys De Jesus 119	9.95	9.95	9.95	9.95		9.950

Floor Score: **49.450** Running Score: **197.350** Floor Score: **49.300** Running Score: **197.050**

Final Team Score: **197.350**

Final Team Score: **197.050**

All-Arounders

All-Arounders

V T U B B B F X A A	Brown	Hutchinson	Ruiz					De Jesus						
	9.900	9.850	9.750					9.850						
	10.000	9.900	9.850					9.900						
	9.875	9.725	9.875					9.900						
	9.950	9.875	9.875					9.950						
	39.725	39.350	39.350					39.600						

Judge's Signatures * VT Jackie Brummer (B), Claire Pore (N) * UB Annete (Ton) Kardos (B), Helen Reading (N) * BB Susan Leone (N), Jean (Jeannie) Lippert (N) * FX Janete Doucete (N), Marsha Dunn (N)

* Head Judge
 VT Tia Tedder (N), Julie Jarvis (L10) UB Shawn Ellis-Williams (N), Christopher Bagneschi (L10) BB Cynthia Hills (L10), Kelly-Ann Rayle (N) FX Kim Siloway (N), Ricky Sakem (N)

Coach's Signature Linus Gaveika Coach's Signature Jay Ronayne

NCAA Gymnastics Score Sheet

Teams: Home University of Oklahoma

Visitor West Virginia University

Date Mar 20, 2021

Place WVU Coliseum

Attendance 1189

Name		1	2	3	4	nd	AVE	Name		1	2	3	4	nd	AVE
V A U L T	1 Allie Stern 152	9.85	9.85	9.85	9.90		9.850	1 Kianna Yancey 174	9.80	9.80	9.80	9.80		9.800	
	2 Katherine Levasseur 146	9.90	9.90	9.90	9.90		9.900	2 Rachel Hornung 166	9.70	9.80	9.70	9.80		9.750	
	3 Olivia Trautman 155	9.85	9.85	9.85	9.95		9.850	3 Kayla Yancey 173	9.65	9.80	9.70	9.75		9.725	
	4 Anastasia Webb 156	9.90	9.85	9.95	9.95		9.925	4 Michelle Waldron 172	9.75	9.80	9.80	9.80		9.800	
	5 Evy Schoepfer 149	9.30	9.40	9.30	9.40		9.350	5 Kiana Lewis 168	9.80	9.90	9.70	9.75		9.775	
	6 Emma LaPinta 145	9.70	9.75	9.80	9.80		9.775	6 Abbie Pierson 171	9.85	9.90	9.90	9.85		9.875	

Vault Score: **49.300** Running Score: **49.300** Vault Score: **49.000** Running Score: **49.000**

B A R S	1 Olivia Trautman 155	9.90	9.85	9.85	9.85		9.850	1 Esperanza Abarca 159	9.70	9.65	9.65	9.65		9.650
	2 Katherine Levasseur 146	9.85	9.90	9.90	9.95		9.900	2 Kendra Combs 162	9.80	9.85	9.80	9.85		9.825
	3 Anastasia Webb 156	9.90	9.90	9.95	9.90		9.900	3 Rachel Hornung 166	9.80	9.80	9.75	9.80		9.800
	4 Ragan Smith 151	9.90	9.90	9.85	9.90		9.900	4 Kayla Yancey 173	9.65	9.80	9.80	9.70		9.750
	5 Karrie Thomas 154	9.85	9.85	9.85	9.85		9.850	5 Kianna Yancey 174	9.80	9.75	9.85	9.80		9.800
	6 Audrey Davis 138	9.95	9.95	9.95	9.85		9.950	6 Emily Holmes-Hacker 165	9.80	9.85	9.85	9.85		9.850

Bars Score: **49.500** Running Score: **98.800** Bars Score: **49.025** Running Score: **98.025**

B E A M	1 Olivia Trautman 155	9.30	9.40	9.15	9.30		9.300	1 Emily Holmes-Hacker 165	9.25	9.15	9.10	9.30		9.200
	2 Jenna Dunn 141	9.75	9.75	9.75	9.70		9.750	2 Rachel Hornung 166	9.85	9.85	9.85	9.85		9.850
	3 Carly Woodard 158	9.85	9.85	9.90	9.85		9.850	3 Abbie Pierson 171	9.65	9.80	9.70	9.65		9.675
	4 Ragan Smith 151	9.95	9.95	9.65	9.95		9.950	4 McKenna Linnen 169	9.40	9.35	9.50	9.40		9.400
	5 Karrie Thomas 154	9.90	9.90	9.85	9.90		9.900	5 Kendra Combs 162	9.85	9.80	9.90	9.90		9.875
	6 Anastasia Webb 156	9.95	9.95	9.95	9.95		9.950	6 Chloe Asper 160	9.65	9.65	9.60	9.40		9.625

Beam Score: **49.400** Running Score: **148.200** Beam Score: **48.425** Running Score: **146.450**

F L O O R	1 Jordan Draper 140	9.85	9.80	9.80	9.75		9.800	1 Kianna Yancey 174	9.85	9.80	9.85	9.85		9.850
	2 Evy Schoepfer 149	9.85	9.85	9.85	9.90		9.850	2 McKenna Linnen 169	9.85	9.85	9.75	9.90		9.850
	3 Vanessa Deniz 139	9.65	9.65	9.60	9.70		9.650	3 Emily Holmes-Hacker 165	9.80	9.80	9.80	9.85		9.800
	4 Emma LaPinta 145	9.85	9.70	9.85	9.80		9.825	4 Kiana Lewis 168	9.80	9.90	9.90	9.85		9.875
	5 Karrie Thomas 154	9.10	9.00	9.10	9.10		9.100	5 Kendra Combs 162	9.90	9.75	9.80	9.80		9.800
	6 Anastasia Webb 156	9.90	9.95	9.85	9.90	-0.1	9.800	6 Abbie Pierson 171	9.80	9.90	9.90	9.90		9.900

Floor Score: **48.925** Running Score: **197.125** Floor Score: **49.275** Running Score: **195.725**

Final Team Score: 197.125

Final Team Score: 195.725

All-Arounders

All-Arounders

V T U B B B F X A A	Webb													
	9.925													
	9.900													
	9.950													
	9.800													
39.575														

Judge's Signatures * VT Jackie Brummer (B), Claire Pore (N) * UB Annete (Ton) Kardos (B), Helen Reading (N) * BB Susan Leone (N), Jean (Jeannie) Lippert (N) * FX Janete Doucete (N), Marsha Dunn (N)





* Head Judge VT Tia Tedder (N), Julie Jarvis (L10) UB Shawn Ellis-Williams (N), Christopher Bagneschi (L10) BB Cynthia Hills (L10), Kelly-Ann Rayle (N) FX Kim Siloway (N), Ricky Sakem (N)

Coach's Signature KJ Kinder Coach's Signature Jason Butts

Big 12 Championship

Team Results





Mar 20, 2021

Rank	Gym	Team	Score				
1	Denver	X	197.350	49.200 3	49.525 1	49.175 3	49.450 1
2	Oklahoma	X	197.125	49.300 2	49.500 2	49.400 1	48.925 4
3	Iowa St.	X	197.050	49.325 1	49.150 3	49.275 2	49.300 2
4	West Virginia	X	195.725	49.000 4	49.025 4	48.425 4	49.275 3

Big 12 Championship

Scores





Mar 20, 2021

Num	Name	Team							AA
		#1	#2	#3					
<u>Denver</u>									
101	Lynnzee Brown	X			9.900	10.000	9.875	9.950	39.725
105	Jessica Hutchinson	X			9.850	9.900	9.725	9.875	39.350
110	Alexandria Ruiz	X			9.750	9.850	9.875	9.875	39.350
104	Emily Glynn	X			9.900	9.875	---	9.875	29.650
102	Rosie Casali	X			9.800	9.900	---	9.875	29.575
114	Abbie Thompson	X			9.700	---	9.100	9.875	28.675
107	Isabel Mabanta	X			---	---	9.900	---	9.900
113	Mia Sundstrom	X			---	9.850	---	---	9.850
111	Callie Schlottman	X			---	---	9.800	---	9.800
103	Victoria Fitts	X			---	---	---	---	---
106	Amoree Lockhart	X			---	---	---	---	---
108	Natalie Morton	X			---	---	---	---	---
109	Rylie Mundell	X			---	---	---	---	---
112	AK Subject	X			---	---	---	---	---
115	Alexis Vasquez	X			---	---	---	---	---
<u>Iowa St.</u>									
119	Adnerys De Jesus	X			9.850	9.900	9.900	9.950	39.600
133	Sophia Steinmeyer	X			9.900	---	9.825	9.825	29.550
117	Kelsey Boychuk	X			9.850	---	9.800	9.650	29.300
123	Natalie Horowitz	X			---	9.775	9.875	---	19.650
127	Makayla Maxwell	X			9.850	9.800	---	---	19.650
135	Phoebe Turner	X			9.800	---	9.850	---	19.650
124	Madelyn Langkamp	X			---	9.800	---	9.750	19.550
120	Maddie Diab	X			---	---	---	9.925	9.925
122	Emilie Hong	X			9.875	---	---	---	9.875
125	Andrea Maldonado	X			---	---	---	9.850	9.850
136	Jade Vella-Wright	X			---	9.850	---	---	9.850
132	Meixi Semple	X			---	---	9.825	---	9.825
116	Loganne Basuel	X			---	9.800	---	---	9.800
118	Laura Cooke	X			---	---	---	---	---
121	Maya Ford	X			---	---	---	---	---
126	Alondra Maldonado	X			---	---	---	---	---
128	Ariana Orrego	X			---	---	---	---	---
129	Ana Palacios	X			---	---	---	---	---
130	Kaia Parker	X			---	---	---	---	---
131	Natalia Ros Vaquer	X			---	---	---	---	---
134	Sami Strickler	X			---	---	---	---	---
137	Loulou Vezina	X			---	---	---	---	---

Big 12 Championship

Scores

Mar 20, 2021

Num	Name	Team							AA
		#1	#2	#3					
<u>Oklahoma</u>									
156	Anastasia Webb	X			9.925	9.900	9.950	9.800	39.575
155	Olivia Trautman	X			9.850	9.850	9.300	---	29.000
154	Karrie Thomas	X			---	9.850	9.900	9.100	28.850
151	Ragan Smith	X			---	9.900	9.950	---	19.850
146	Katherine Levasseur	X			9.900	9.900	---	---	19.800
145	Emma LaPinta	X			9.775	---	---	9.825	19.600
149	Evy Schoepfer	X			9.350	---	---	9.850	19.200
138	Audrey Davis	X			---	9.950	---	---	9.950
152	Allie Stern	X			9.850	---	---	---	9.850
158	Carly Woodard	X			---	---	9.850	---	9.850
140	Jordan Draper	X			---	---	---	9.800	9.800
141	Jenna Dunn	X			---	---	9.750	---	9.750
139	Vanessa Deniz	X			---	---	---	9.650	9.650
142	Julianne Fehring	X			---	---	---	---	---
143	Erin Hutchison	X			---	---	---	---	---
144	Bell Johnson	X			---	---	---	---	---
147	Audrey Lynn	X			---	---	---	---	---
148	Sheridan Ramsey	X			---	---	---	---	---
150	Quinn Smith	X			---	---	---	---	---
153	Meilin Sullivan	X			---	---	---	---	---
157	Brooke Weins	X			---	---	---	---	---
<u>West Virginia</u>									
162	Kendra Combs	X			---	9.825	9.875	9.800	29.500
171	Abbie Pierson	X			9.875	---	9.675	9.900	29.450
174	Kianna Yancey	X			9.800	9.800	---	9.850	29.450
166	Rachel Hornung	X			9.750	9.800	9.850	---	29.400
165	Emily Holmes-Hackerd	X			---	9.850	9.200	9.800	28.850
168	Kiana Lewis	X			9.775	---	---	9.875	19.650
173	Kayla Yancey	X			9.725	9.750	---	---	19.475
169	McKenna Linnen	X			---	---	9.400	9.850	19.250
172	Michelle Waldron	X			9.800	---	---	---	9.800
159	Esperanza Abarca	X			---	9.650	---	---	9.650
160	Chloe Asper	X			---	---	9.625	---	9.625
161	Ellen Collins	X			---	---	---	---	---
163	Gillian Fletcher	X			---	---	---	---	---
164	Agatha Handono	X			---	---	---	---	---
167	Maya Kraus	X			---	---	---	---	---
170	Nicole Norris	X			---	---	---	---	---

Big 12 Championship

Event Results - Vault

Mar 20, 2021

Page: 1

Printed: 3/20/2021 6:12:22 PM

Women / 10 / All Ages

Session: 1



Rank	Num	Name	Gym	Start	Score	Out
1	156	Anastasia Webb	Oklahoma	---.---	9.925	0.000
2T	101	Lynnzee Brown	Denver	---.---	9.900	0.025
2T	104	Emily Glynn	Denver	---.---	9.900	0.025
2T	133	Sophia Steinmeyer	Iowa St.	---.---	9.900	0.025
2T	146	Katherine Levasseur	Oklahoma	---.---	9.900	0.025
6T	171	Abbie Pierson	West Virginia	---.---	9.875	0.050
6T	122	Emilie Hong	Iowa St.	---.---	9.875	0.050
8T	119	Adnerys De Jesus	Iowa St.	---.---	9.850	0.075
8T	105	Jessica Hutchinson	Denver	---.---	9.850	0.075
8T	117	Kelsey Boychuk	Iowa St.	---.---	9.850	0.075
8T	155	Olivia Trautman	Oklahoma	---.---	9.850	0.075
8T	127	Makayla Maxwell	Iowa St.	---.---	9.850	0.075
8T	152	Allie Stern	Oklahoma	---.---	9.850	0.075
14T	102	Rosie Casali	Denver	---.---	9.800	0.125
14T	174	Kianna Yancey	West Virginia	---.---	9.800	0.125
14T	135	Phoebe Turner	Iowa St.	---.---	9.800	0.125
14T	172	Michelle Waldron	West Virginia	---.---	9.800	0.125
18T	168	Kiana Lewis	West Virginia	---.---	9.775	0.150
18T	145	Emma LaPinta	Oklahoma	---.---	9.775	0.150
20T	110	Alexandria Ruiz	Denver	---.---	9.750	0.175
20T	166	Rachel Hornung	West Virginia	---.---	9.750	0.175
22	173	Kayla Yancey	West Virginia	---.---	9.725	0.200
23	114	Abbie Thompson	Denver	---.---	9.700	0.225
24	149	Evy Schoepfer	Oklahoma	---.---	9.350	0.575

Big 12 Championship

Event Results - Bars

Mar 20, 2021

Page: 1

Printed: 3/20/2021 6:12:51 PM

Women / 10 / All Ages

Session: 1



Rank	Num	Name	Gym	Start	Score	Out
1	101	Lynnzee Brown	Denver	---	10.000	0.000
2	138	Audrey Davis	Oklahoma	---	9.950	0.050
3T	119	Adnerys De Jesus	Iowa St.	---	9.900	0.100
3T	156	Anastasia Webb	Oklahoma	---	9.900	0.100
3T	105	Jessica Hutchinson	Denver	---	9.900	0.100
3T	102	Rosie Casali	Denver	---	9.900	0.100
3T	151	Ragan Smith	Oklahoma	---	9.900	0.100
3T	146	Katherine Levasseur	Oklahoma	---	9.900	0.100
9	104	Emily Glynn	Denver	---	9.875	0.125
10T	110	Alexandria Ruiz	Denver	---	9.850	0.150
10T	155	Olivia Trautman	Oklahoma	---	9.850	0.150
10*	165	Emily Holmes-Hackerd	West Virginia	---	9.850	0.150
10*	154	Karrie Thomas	Oklahoma	---	9.850	0.150
10*	136	Jade Vella-Wright	Iowa St.	---	9.850	0.150
10*	113	Mia Sundstrom	Denver	---	9.850	0.150
16	162	Kendra Combs	West Virginia	---	9.825	0.175
17T	174	Kianna Yancey	West Virginia	---	9.800	0.200
17T	166	Rachel Hornung	West Virginia	---	9.800	0.200
17T	127	Makayla Maxwell	Iowa St.	---	9.800	0.200
17T	124	Madelyn Langkamp	Iowa St.	---	9.800	0.200
17T	116	Loganne Basuel	Iowa St.	---	9.800	0.200
22	123	Natalie Horowitz	Iowa St.	---	9.775	0.225
23	173	Kayla Yancey	West Virginia	---	9.750	0.250
24	159	Esperanza Abarca	West Virginia	---	9.650	0.350

Big 12 Championship

Event Results - Beam

Mar 20, 2021

Page: 1

Printed: 3/20/2021 6:13:05 PM

Women / 10 / All Ages

Session: 1



Rank	Num	Name	Gym	Start	Score	Out
1T	156	Anastasia Webb	Oklahoma	---	9.950	0.000
1T	151	Ragan Smith	Oklahoma	---	9.950	0.000
3T	119	Adnerys De Jesus	Iowa St.	---	9.900	0.050
3T	154	Karrie Thomas	Oklahoma	---	9.900	0.050
3T	107	Isabel Mabanta	Denver	---	9.900	0.050
6T	101	Lynnzee Brown	Denver	---	9.875	0.075
6T	110	Alexandria Ruiz	Denver	---	9.875	0.075
6T	162	Kendra Combs	West Virginia	---	9.875	0.075
6T	123	Natalie Horowitz	Iowa St.	---	9.875	0.075
10T	166	Rachel Hornung	West Virginia	---	9.850	0.100
10T	135	Phoebe Turner	Iowa St.	---	9.850	0.100
10T	158	Carly Woodard	Oklahoma	---	9.850	0.100
13T	133	Sophia Steinmeyer	Iowa St.	---	9.825	0.125
13T	132	Meixi Semple	Iowa St.	---	9.825	0.125
15T	117	Kelsey Boychuk	Iowa St.	---	9.800	0.150
15T	111	Callie Schlottman	Denver	---	9.800	0.150
17	141	Jenna Dunn	Oklahoma	---	9.750	0.200
18	105	Jessica Hutchinson	Denver	---	9.725	0.225
19	171	Abbie Pierson	West Virginia	---	9.675	0.275
20	160	Chloe Asper	West Virginia	---	9.625	0.325
21	169	McKenna Linnen	West Virginia	---	9.400	0.550
22	155	Olivia Trautman	Oklahoma	---	9.300	0.650
23	165	Emily Holmes-Hackerd	West Virginia	---	9.200	0.750
24	114	Abbie Thompson	Denver	---	9.100	0.850
25	168	Kiana Lewis	West Virginia	---	---	9.950

Big 12 Championship

Event Results - Floor

Mar 20, 2021

Page: 1

Printed: 3/20/2021 6:13:20 PM

Women / 10 / All Ages

Session: 1







Rank	Num	Name	Gym	Start	Score	Out
1T	101	Lynzee Brown	Denver	---.---	9.950	0.000
1T	119	Adnerys De Jesus	Iowa St.	---.---	9.950	0.000
3	120	Maddie Diab	Iowa St.	---.---	9.925	0.025
4	171	Abbie Pierson	West Virginia	---.---	9.900	0.050
5*	110	Alexandria Ruiz	Denver	---.---	9.875	0.075
5*	105	Jessica Hutchinson	Denver	---.---	9.875	0.075
5T	104	Emily Glynn	Denver	---.---	9.875	0.075
5T	102	Rosie Casali	Denver	---.---	9.875	0.075
5T	114	Abbie Thompson	Denver	---.---	9.875	0.075
5T	168	Kiana Lewis	West Virginia	---.---	9.875	0.075
11T	174	Kianna Yancey	West Virginia	---.---	9.850	0.100
11T	169	McKenna Linnen	West Virginia	---.---	9.850	0.100
11T	149	Evy Schoepfer	Oklahoma	---.---	9.850	0.100
11T	125	Andrea Maldonado	Iowa St.	---.---	9.850	0.100
15T	133	Sophia Steinmeyer	Iowa St.	---.---	9.825	0.125
15T	145	Emma LaPinta	Oklahoma	---.---	9.825	0.125
17T	156	Anastasia Webb	Oklahoma	---.---	9.800	0.150
17T	162	Kendra Combs	West Virginia	---.---	9.800	0.150
17T	165	Emily Holmes-Hackerd	West Virginia	---.---	9.800	0.150
17T	140	Jordan Draper	Oklahoma	---.---	9.800	0.150
21	124	Madelyn Langkamp	Iowa St.	---.---	9.750	0.200
22T	117	Kelsey Boychuk	Iowa St.	---.---	9.650	0.300
22T	139	Vanessa Deniz	Oklahoma	---.---	9.650	0.300
24	154	Karrie Thomas	Oklahoma	---.---	9.100	0.850

Big 12 Championship

Event Results - AA

Mar 20, 2021

Rank	Num	Name	Gym					AA
1	101	Lynnzee Brown	Denver	9.900	10.000	9.875	9.950	39.725
2	119	Adnerys De Jesus	Iowa St.	9.850	9.900	9.900	9.950	39.600
3	156	Anastasia Webb	Oklahoma	9.925	9.900	9.950	9.800	39.575
4T	105	Jessica Hutchinson	Denver	9.850	9.900	9.725	9.875	39.350
4T	110	Alexandria Ruiz	Denver	9.750	9.850	9.875	9.875	39.350