

2019 Men's JO Nationals

Level 10 Club Team







May 2-5, 2019

Page: 1

Printed: 5/3/2019 8:45:14 PM

Men / 10 / All Ages







Session: All

Rank	Gym	Team	Score						
1	Cypress Academy	*	249.450	41.700 1	41.300 1	42.400 1	43.400 3	41.250 1	39.400 2
2	Massachusetts Elite	*	241.800	41.150 2	36.000 23T	40.450 4	43.900 1	41.100 2	39.200 3
3	5280 Gym	*	238.600	40.400 5	36.900 13	40.500 3	43.000 4	39.700 3	38.100 4T
4	Gym Olympica	*	236.900	39.650 10T	36.600 17T	39.250 10T	42.300 8T	39.500 4	39.600 1
5	Elevate	*	236.450	40.700 3	36.950 12	39.200 12	43.450 2	38.850 6T	37.300 9T
6	Wallers GymJam	*	234.950	40.250 6	38.300 3	40.400 5	41.600 16	37.600 36	36.800 17T
7	USA Gym World	*	234.500	38.950 21	37.750 5	41.150 2	41.700 15	37.900 26T	37.050 12
8T	Paragon NTC	*	234.400	40.050 8	38.450 2	36.950 31	42.200 11	38.850 6T	37.900 6
8T	WOGA	*	234.400	40.100 7	37.450 7	39.050 13	41.900 13	38.600 8	37.300 9T
10	Lakeshore	*	233.950	39.200 17T	37.350 8	38.900 14	42.550 6	38.200 18	37.750 7
11	GymTek	*	233.200	38.300 28T	36.650 15T	39.450 8	42.450 7	38.250 16T	38.100 4T
12	North Valley	*	231.550	38.550 26	37.250 9	37.550 24T	42.250 10	39.100 5	36.850 16
13	Buffalo Grove	*	231.350	39.650 10T	36.600 17T	38.550 15T	41.200 19	38.150 19T	37.200 11
14	Metropolitan	*	229.750	39.700 9	36.650 15T	38.350 17T	39.950 30	38.300 14T	36.800 17T
15	Accel	*	228.500	38.750 22T	35.500 28T	36.500 34T	42.950 5	37.800 32T	37.000 13T
16	West Coast	*	228.250	38.150 32T	37.200 10	37.200 29	39.700 33T	38.400 11	37.600 8
17	AcroTex	*	227.750	37.650 45T	36.000 23T	38.350 17T	41.950 12	37.900 26T	35.900 28

2019 Men's JO Nationals

Level 10 Club Team





May 2-5, 2019

Rank	Gym	Team	Score						
18	Mini-Hops	*	227.650	38.150 32T	35.150 34T	39.900 6	40.750 23T	38.350 12T	35.350 40T
19	Apollo VA	*	227.400	39.550 14T	35.150 34T	38.350 17T	41.350 18	38.150 19T	34.850 48
20	Premier West	*	226.650	38.750 22T	37.650 6	36.150 47	39.850 31	37.800 32T	36.450 22
21	New England Acad	*	226.200	38.200 31	35.750 27	37.050 30	39.700 33T	38.550 9	36.950 15
22T	OMEGA Gym	*	226.000	38.600 24T	34.250 51	39.250 10T	41.050 20	37.900 26T	34.950 46T
22T	Roswell	*	226.000	39.650 10T	35.850 26	36.050 48T	39.100 42	38.350 12T	37.000 13T
24	SCATS	*	225.950	39.650 10T	35.050 37	37.800 22	38.950 45T	38.250 16T	36.250 23T
25	DeVeau's	*	225.800	39.350 16	35.250 33	38.550 15T	40.200 28T	37.150 42	35.300 42
26	Bart Conner	*	225.600	37.800 42T	38.100 4	37.550 24T	38.050 59T	38.500 10	35.600 36T
27	Gymstrada	*	224.950	37.950 38T	36.000 23T	37.750 23	39.750 32	37.700 35	35.800 29T
28	Salto Gym	*	224.800	38.050 36T	34.200 52	37.850 21	40.550 25	37.500 37	36.650 19
29	Daggett's	*	224.700	39.550 14T	35.300 30T	37.300 27T	41.800 14	36.700 50T	34.050 57T
30	Crenshaw's	*	224.450	37.700 44	34.700 43T	37.950 20	40.250 27	38.150 19T	35.700 33T
31	US Gym II NJ	*	224.200	39.050 19	33.400 60	37.300 27T	41.000 21T	37.350 40	36.100 26T
32	Nebraska School	*	224.100	39.200 17T	36.800 14	36.400 40T	39.550 37T	37.050 44T	35.100 45
33	Harpeth School	*	223.850	37.000 58T	34.800 41	39.550 7	39.050 43T	37.850 31	35.600 36T
34	La Fleur's	*	223.150	37.400 53T	36.100 21T	36.500 34T	38.250 54T	38.300 14T	36.600 20

2019 Men's JO Nationals

Level 10 Club Team







May 2-5, 2019

Rank	Gym	Team	Score						
35	Prairie Gym	*	222.450	37.650 45T	34.900 39T	36.450 38T	39.650 35	38.000 23T	35.800 29T
36	Sportsplex	*	222.400	38.600 24T	36.200 20	34.650 65	39.600 36	37.200 41	36.150 25
37	Houston Gym Assoc	*	221.200	37.400 53T	36.100 21T	36.300 44	40.200 28T	35.650 63	35.550 38
38	Queen City	*	220.750	36.950 60	34.300 50	36.050 48T	40.750 23T	38.000 23T	34.700 49
39	Champions TX	*	220.700	36.250 64	37.100 11	39.350 9	39.150 41	35.300 65	33.550 64
40	Iron Cross	*	219.950	37.600 49	36.350 19	35.600 53	36.500 70	38.100 22	35.800 29T
41	Houston Gym Center	*	219.900	37.900 40	34.450 48	36.400 40T	39.550 37T	37.900 26T	33.700 60T
42	International OH	*	219.600	40.500 4	31.650 70	34.750 63T	42.300 8T	36.350 53T	34.050 57T
43	Gym World Central	*	219.400	38.400 27	34.900 39T	37.400 26	37.800 63	36.600 52	34.300 56
44	Ridgewood	*	219.350	37.850 41	34.350 49	36.500 34T	38.250 54T	37.750 34	34.650 50T
45	EnRich Gym	*	219.150	38.250 30	34.750 42	35.950 51T	41.450 17	35.050 68	33.700 60T
46	Above the Bar	*	218.750	38.300 28T	32.950 67	36.750 33	38.000 61	37.050 44T	35.700 33T
47	Montgomery County	*	218.600	38.050 36T	34.100 54	36.350 42T	39.400 40	35.550 64	35.150 44
48	San Mateo	*	218.500	37.800 42T	35.500 28T	34.050 71	38.100 57T	36.800 49	36.250 23T
49	Atlanta School	*	218.450	38.150 32T	33.100 62T	36.850 32	38.850 47	37.000 46	34.500 52
50	Madison Gym	*	218.250	37.550 50T	35.300 30T	35.450 56	37.400 66	37.900 26T	34.650 50T
51	Go For It USA	*	218.100	39.000 20	35.000 38	36.200 45T	38.500 48T	36.900 47T	32.500 70

2019 Men's JO Nationals

Level 10 Club Team







May 2-5, 2019

Rank	Gym	Team	Score						
52	Bright Raven	*	218.000	37.650 45T	34.650 46T	35.300 58	38.350 50T	36.350 53T	35.700 33T
53	Gym World Inc	*	217.900	38.150 32T	33.100 62T	33.500 72	40.350 26	37.450 38	35.350 40T
54	Gym USA WG	*	216.700	37.100 57	33.550 59	36.500 34T	37.900 62	36.150 58	35.500 39
55	Park Avenue	*	216.550	37.650 45T	34.150 53	35.000 60T	41.000 21T	35.150 66	33.600 62T
56	Emerge Acad	*	216.300	37.950 38T	33.000 65T	36.350 42T	37.700 64	36.350 53T	34.950 46T
57T	Troy	*	215.300	37.350 56	32.350 68	34.250 69	39.050 43T	35.750 62	36.550 21
57T	St. Charles	*	215.300	37.400 53T	33.700 57T	35.250 59	38.100 57T	37.100 43	33.750 59
59	TAG USA	*	215.150	37.000 58T	33.700 57T	34.750 63T	38.500 48T	35.100 67	36.100 26T
60	First in Flight	*	214.550	35.500 68	34.700 43T	35.500 55	38.950 45T	36.300 57	33.600 62T
61	World Cup NY	*	214.400	37.550 50T	34.650 46T	34.550 66	36.400 71	36.900 47T	34.350 54T
62	Emerald City	*	213.500	35.700 67	33.900 56	34.500 67	38.350 50T	35.850 61	35.200 43
63	Eagle Gym TX	*	211.850	35.800 65	35.300 30T	36.450 38T	38.200 56	32.900 73	33.200 66T
64	Hocking Valley	*	210.800	34.550 71	35.150 34T	34.150 70	38.050 59T	36.700 50T	32.200 71
65	Hotshots East	*	210.750	34.700 69	34.700 43T	35.550 54	37.100 68	36.100 59	32.600 69
66	Premier Gym	*	210.700	36.800 61	33.100 62T	33.450 73	37.500 65	34.100 70	35.750 32
67	Seawind	*	210.350	37.500 52	33.000 65T	33.050 74T	38.300 53	37.400 39	31.100 73
68	Broadway	*	210.250	35.750 66	31.500 71	34.950 62	37.350 67	36.350 53T	34.350 54T

2019 Men's JO Nationals

Level 10 Club Team

May 2-5, 2019

Rank	Gym	Team	Score						
69	Cascade Elite	*	208.300	36.600 62	33.300 61	36.200 45T	34.250 72	36.050 60	31.900 72
70	Georgia Gym Acad	*	204.950	36.550 63	28.300 74	35.950 51T	36.600 69	34.450 69	33.100 68
71	Southlake	*	203.200	34.650 70	31.300 72	33.050 74T	38.350 50T	32.400 74	33.450 65
72	Eagle Ridge	*	186.800	25.450 81	29.850 73	35.400 57	39.550 37T	33.600 72	22.950 90T
73	Cyclone	*	182.000	24.000 102T	31.900 69	35.000 60T	23.900 109	34.000 71	33.200 66T
74	Fuzion Gym	*	179.900	25.200 87T	34.000 55	34.300 68	28.200 73	23.750 99	34.450 53
75	Black Hills	*	168.400	24.600 92T	24.200 79T	36.050 48T	22.900 112	38.000 23T	22.650 97T