

2019 Men's JO Nationals

Meet Results







May 2-5, 2019

Page: 1
Printed: 5/2/2019 11:59:36 AM

Men / 9 / 13 yrs

Session: 1J







Judge's Signatures

Rank	Num	Name	Gym							AA
1	654	Max Finn	Yellow Jacket	Diff: 4.100	3.300	4.000	3.200	3.300	3.400	
				Exec: 8.400	7.900	8.550	9.200	9.350	8.500	
				ND: _____	_____	_____	-0.300	_____	_____	
				Final: 12.500	11.200	12.550	12.100	12.650	11.900	72.900
				Place: 16T	17T	1	9T	9	5T	1
2	657	Arthur Dmitriyenko	Yorba Linda	Diff: 4.200	3.200	3.600	3.200	3.600	2.800	
				Exec: 8.500	8.100	8.600	9.250	8.700	8.600	
				ND: _____	_____	_____	_____	_____	_____	
				Final: 12.700	11.300	12.200	12.450	12.300	11.400	72.350
				Place: 9T	10T	3	6	19T	18T	2
3	334	Logan Havas	Madison Gym	Diff: 3.600	3.100	3.200	2.800	3.400	3.200	
				Exec: 8.750	8.700	8.050	9.100	9.500	8.950	
				ND: _____	_____	-0.300	_____	_____	_____	
				Final: 12.350	11.800	10.950	11.900	12.900	12.150	72.050
				Place: 26T	2	33T	14	2T	2	3
4	49	Phoenix Semmes	Alpha Omega	Diff: 3.800	3.000	3.500	2.800	3.100	2.900	
				Exec: 9.450	8.300	7.800	8.650	9.500	9.100	
				ND: _____	_____	-0.300	-0.300	_____	_____	
				Final: 13.250	11.300	11.000	11.150	12.600	12.000	71.300
				Place: 2	10*	29T	41T	10T	3	4
5	121	Calder Biondi	Chelsea Piers	Diff: 3.500	3.000	3.200	2.400	3.300	3.100	
				Exec: 9.300	8.550	8.100	9.200	8.200	9.350	
				ND: _____	_____	_____	_____	_____	_____	
				Final: 12.800	11.550	11.300	11.600	11.500	12.450	71.200
				Place: 7T	4	19T	20*	42T	1	5
6	554	Kai Louie-Badua	Stanford Boys	Diff: 3.600	3.000	3.200	4.000	3.400	3.100	
				Exec: 8.700	6.400	9.200	9.250	9.550	8.450	
				ND: -0.100	_____	-0.300	-0.300	_____	_____	
				Final: 12.200	9.400	12.100	12.950	12.950	11.550	71.150
				Place: 31T	53	4	4	1	14T	6
7	242	Tyler Tran	Gym USA WG	Diff: 3.600	3.400	3.600	2.400	3.300	2.800	
				Exec: 8.850	7.900	8.100	9.400	8.900	8.800	
				ND: _____	_____	_____	_____	_____	_____	
				Final: 12.450	11.300	11.700	11.800	12.200	11.600	71.050
				Place: 20	10T	8	15*	24T	11T	7
8	153	Braxton Jones	DeVeau's	Diff: 3.200	2.900	2.800	1.700	3.400	3.000	
				Exec: 9.050	8.650	8.750	9.700	9.150	8.950	
				ND: _____	-0.300	_____	_____	_____	_____	
				Final: 12.250	11.250	11.550	11.400	12.550	11.950	70.950
				Place: 29T	16	11	31T	14	4	8
9	300	Jacob Laher	Impact	Diff: 3.100	3.200	3.500	2.800	3.800	3.100	
				Exec: 9.250	7.950	8.350	8.750	9.100	7.900	
				ND: _____	_____	_____	_____	_____	_____	
				Final: 12.350	11.150	11.850	11.550	12.900	11.000	70.800
				Place: 26T	21	6	23T	2T	34T	9
10	282	Niko Greenly	High Sierra	Diff: 3.500	3.100	2.500	2.200	3.300	2.600	
				Exec: 9.400	8.600	9.250	9.150	9.300	8.050	
				ND: _____	_____	-0.300	_____	_____	_____	
				Final: 12.900	11.700	11.450	11.350	12.600	10.650	70.650
				Place: 6	3	14T	34T	10*	40T	10

2019 Men's JO Nationals

Meet Results







May 2-5, 2019

Rank	Num	Name	Gym							AA
11	215	Lorenzo Diaz	Go For It USA	Diff: 3.800	2.900	2.600	2.400	3.100	2.300	
				Exec: 9.200	8.550	8.050	9.400	9.050	9.550	
				ND: _____	_____	-0.300	_____	_____	_____	
				Final: 13.000	11.450	10.350	11.800	12.150	11.850	70.600
				Place: 4	5T	48T	15*	27*	7T	11
12	114	David Ramirez	Central Coast	Diff: 3.700	2.900	3.200	2.400	3.400	2.600	
				Exec: 8.700	8.300	8.250	9.000	8.800	9.250	
				ND: _____	_____	_____	-0.100	_____	_____	
				Final: 12.400	11.200	11.450	11.300	12.200	11.850	70.400
				Place: 21T	17T	14T	36	24T	7T	12
13	322	Lucas Chamberlin	Lakeshore	Diff: 3.900	3.400	3.300	4.100	3.500	2.600	
				Exec: 8.750	7.650	8.200	9.050	7.750	8.450	
				ND: _____	_____	-0.300	_____	_____	_____	
				Final: 12.650	11.050	11.200	13.150	11.250	11.050	70.350
				Place: 12T	23T	22T	3	47	31T	13
14	357	Jonah Soltz	Metropolitan	Diff: 3.400	2.600	2.000	1.600	3.600	2.000	
				Exec: 9.300	8.800	9.450	9.300	9.000	9.550	
				ND: _____	_____	-0.300	_____	_____	_____	
				Final: 12.700	11.400	11.150	10.900	12.600	11.550	70.300
				Place: 9T	8	24T	49T	10T	14T	14
15	454	Jimmy Hawksworth	Premier Gym	Diff: 4.000	2.800	2.300	2.400	3.200	2.500	
				Exec: 9.200	7.850	8.950	9.550	9.100	8.700	
				ND: _____	_____	-0.300	_____	_____	_____	
				Final: 13.200	10.650	10.950	11.950	12.300	11.200	70.250
				Place: 3	31T	33T	12T	19T	28	15
16	517	Kendell Powell	Salto Gym	Diff: 4.300	3.400	3.200	4.000	3.200	3.400	
				Exec: 8.700	8.050	7.800	9.350	8.700	6.300	
				ND: -0.300	_____	_____	_____	_____	_____	
				Final: 12.700	11.450	11.000	13.350	11.900	9.700	70.100
				Place: 9T	5T	29T	2	37T	55T	16
17	161	Benjamin Aguilar	EVO Gym	Diff: 3.800	2.900	3.200	2.800	3.400	2.800	
				Exec: 8.700	7.550	8.400	8.700	9.400	8.450	
				ND: _____	_____	-0.300	_____	_____	_____	
				Final: 12.500	10.450	11.300	11.500	12.800	11.250	69.800
				Place: 16T	36T	19T	29	5T	26T	17
18	473	Alex Ferrell	Queen City	Diff: 3.400	3.400	2.800	3.200	3.400	3.300	
				Exec: 8.750	8.550	9.150	9.150	7.300	7.150	
				ND: _____	_____	_____	_____	_____	_____	
				Final: 12.150	11.950	11.950	12.350	10.700	10.450	69.550
				Place: 34T	1	5	7	53T	47T	18
19	202	Christopher Nogueira	GMS Gym	Diff: 4.000	3.400	3.400	2.400	4.200	2.600	
				Exec: 8.950	6.300	8.500	8.350	8.650	9.000	
				ND: _____	_____	-0.300	_____	_____	_____	
				Final: 12.950	9.700	11.600	10.750	12.850	11.600	69.450
				Place: 5	50	10	52T	4	11T	19
20	241	Zachary Schwartz	Gym USA WG	Diff: 3.300	2.900	2.900	2.400	3.100	2.900	
				Exec: 8.750	7.850	8.250	9.250	9.100	9.000	
				ND: _____	_____	-0.300	_____	_____	_____	
				Final: 12.050	10.750	10.850	11.650	12.200	11.900	69.400
				Place: 41T	29T	38	19	24T	5T	20

2019 Men's JO Nationals

Meet Results







May 2-5, 2019

Rank	Num	Name	Gym							AA
21	261	Nate Schellerer	Gymkhana	Diff: 3.900	3.100	2.600	4.000	3.300	2.700	
				Exec: 8.500	7.900	7.900	7.850	9.300	8.900	
				ND: _____	_____	-0.300	-0.300	_____	_____	
				Final: 12.400	11.000	10.200	11.550	12.600	11.600	69.350
				Place: 21T	25*	52	23T	10*	11T	21
22	239	Benjamin Manzella	Gym USA WG	Diff: 3.400	2.400	2.300	2.400	3.500	2.300	
				Exec: 8.850	8.400	9.000	8.950	9.250	9.150	
				ND: _____	-0.300	-0.300	_____	_____	_____	
				Final: 12.250	10.500	11.000	11.350	12.750	11.450	69.300
				Place: 29T	34T	29T	34T	7	17	22
23T	518	Jake Schumacher	Salto Gym	Diff: 4.000	2.700	3.000	2.800	3.800	2.600	
				Exec: 7.850	7.050	8.350	9.150	9.000	9.200	
				ND: _____	_____	-0.300	_____	_____	_____	
				Final: 11.850	9.750	11.050	11.950	12.800	11.800	69.200
				Place: 48T	49	28	12T	5T	9	23T
23T	462	Jacob Porrey	Premier West	Diff: 3.400	3.000	3.400	2.200	2.700	2.300	
				Exec: 8.700	8.200	8.250	8.850	9.550	8.650	
				ND: _____	_____	_____	_____	_____	_____	
				Final: 12.100	11.200	11.650	11.050	12.250	10.950	69.200
				Place: 39T	17T	9	45	22T	38T	23T
25	524	Jonathan Yakel	Salto Gym	Diff: 4.300	2.900	3.700	2.400	3.300	2.500	
				Exec: 9.050	7.200	8.100	9.150	8.100	9.050	
				ND: _____	-0.300	_____	-0.300	_____	_____	
				Final: 13.350	9.800	11.800	11.250	11.400	11.550	69.150
				Place: 1	47T	7	37	44	14T	25
26	148	Jake Islam	Daggett's	Diff: 3.500	3.300	2.900	4.100	3.400	3.100	
				Exec: 8.700	6.200	8.550	9.450	7.150	8.600	
				ND: _____	_____	_____	_____	_____	_____	
				Final: 12.200	9.500	11.450	13.550	10.550	11.700	68.950
				Place: 31T	52	14T	1	56	10	26
27	449	John Blakey	Premier Gym	Diff: 3.700	3.100	3.400	2.400	3.400	2.600	
				Exec: 8.300	8.200	7.400	8.550	9.300	8.700	
				ND: _____	_____	-0.300	_____	_____	_____	
				Final: 12.000	11.300	10.500	10.950	12.700	11.300	68.750
				Place: 44T	10T	45T	46T	8	24*	27
28	548	Henry Counts	St. Louis	Diff: 3.800	2.500	2.200	2.800	3.000	2.300	
				Exec: 8.600	8.400	9.100	8.900	8.950	8.700	
				ND: _____	-0.300	-0.300	_____	_____	_____	
				Final: 12.400	10.600	11.000	11.700	11.950	11.000	68.650
				Place: 21*	33	29T	18	35T	34*	28
29	309	Aaron Bayer	International OH	Diff: 3.600	3.300	3.300	2.400	3.600	2.600	
				Exec: 8.900	8.000	7.900	8.800	8.050	8.700	
				ND: _____	_____	-0.300	-0.300	_____	_____	
				Final: 12.500	11.300	10.900	10.900	11.650	11.300	68.550
				Place: 16*	10T	36T	49T	41	24*	29
30	31	Abraham Sasso	Ace Gym PA	Diff: 3.600	2.600	2.600	2.400	3.300	2.300	
				Exec: 8.950	7.350	8.650	9.150	8.700	9.100	
				ND: _____	_____	-0.300	_____	_____	_____	
				Final: 12.550	9.950	10.950	11.550	12.000	11.400	68.400
				Place: 14	44T	33T	23*	32T	18T	30

2019 Men's JO Nationals

Meet Results

May 2-5, 2019

Rank	Num	Name	Gym							AA
31	150	Will Taplin	Danik	Diff: 3.700	2.700	2.900	2.400	3.300	2.300	
				Exec: 8.950	7.100	8.450	8.750	9.050	8.700	
				ND: _____	_____	_____	_____	_____	_____	
				Final: 12.650	9.800	11.350	11.150	12.350	11.000	68.300
				Place: 12T	47T	17T	41T	17T	34*	31
32T	464	Cameron Rhymes	Premier West	Diff: 3.400	3.400	3.800	3.200	3.100	2.600	
				Exec: 9.000	7.100	6.750	9.050	8.100	8.550	
				ND: _____	_____	_____	_____	_____	_____	
				Final: 12.400	10.500	10.550	12.250	11.200	11.150	68.050
				Place: 21T	34T	43T	8	48T	29	32T
32T	626	Caleb West	WOGA	Diff: 3.400	2.400	2.700	1.600	3.100	2.500	
				Exec: 8.550	9.050	8.150	9.150	8.850	8.900	
				ND: _____	_____	-0.300	_____	_____	_____	
				Final: 11.950	11.450	10.550	10.750	11.950	11.400	68.050
				Place: 46T	5T	43T	52T	35T	18T	32T
34	582	Jack Foltyn	Thornton's	Diff: 3.300	3.000	3.800	2.400	3.500	3.200	
				Exec: 8.800	8.300	7.350	9.200	7.150	7.900	
				ND: _____	_____	_____	_____	_____	_____	
				Final: 12.100	11.300	11.150	11.600	10.650	11.100	67.900
				Place: 39T	10*	24T	20*	55	30	34
35	86	Anthony Casciano	Brestyan's	Diff: 3.800	2.600	2.400	2.400	3.200	2.200	
				Exec: 8.730	8.150	8.600	9.200	8.950	8.200	
				ND: _____	-0.300	-0.300	_____	_____	_____	
				Final: 12.530	10.450	10.700	11.600	12.150	10.400	67.830
				Place: 15	36T	41T	20*	27T	49T	35
36T	496	Matthew Roth	Roth's Crosspoint	Diff: 3.400	3.100	3.200	2.200	3.100	2.600	
				Exec: 8.600	8.250	8.000	9.000	8.700	7.950	
				ND: _____	_____	-0.300	-0.100	_____	_____	
				Final: 12.000	11.350	10.900	11.100	11.800	10.550	67.700
				Place: 44T	9	36T	44	39	43T	36T
36T	348	Jack Neer	Mercury	Diff: 3.000	2.800	3.300	2.200	2.900	2.600	
				Exec: 8.300	8.200	7.800	8.750	9.100	8.750	
				ND: _____	_____	_____	_____	_____	_____	
				Final: 11.300	11.000	11.100	10.950	12.000	11.350	67.700
				Place: 52	25T	27	46*	32*	22*	36T
38	435	Taidhg Baillie	Parkettes	Diff: 3.500	3.200	3.300	2.400	3.400	2.300	
				Exec: 8.450	7.700	7.900	9.000	8.350	8.100	
				ND: -0.100	_____	_____	_____	_____	_____	
				Final: 11.850	10.900	11.200	11.400	11.750	10.400	67.500
				Place: 48T	28	22T	31*	40	49T	38
39T	15	Gannon English	ACE Gym FL	Diff: 3.700	2.800	3.400	2.400	3.300	2.600	
				Exec: 8.450	7.750	8.050	8.850	8.000	8.750	
				ND: _____	-0.300	-0.300	-0.100	_____	_____	
				Final: 12.150	10.250	11.150	11.150	11.300	11.350	67.350
				Place: 34T	39	24T	41T	46	22*	39T
39T	326	Reed Yost	Lakettes Gym	Diff: 3.600	2.700	2.500	2.800	2.900	2.600	
				Exec: 8.550	8.500	8.300	8.400	9.100	7.700	
				ND: _____	_____	-0.300	_____	_____	_____	
				Final: 12.150	11.200	10.500	11.200	12.000	10.300	67.350
				Place: 34*	17T	45T	38T	32*	52	39T

2019 Men's JO Nationals







Meet Results

May 2-5, 2019

Page: 5
Printed: 5/2/2019 11:59:37 AM

Men / 9 / 13 yrs







Session: 1J

Rank	Num	Name	Gym							AA
41	419	Daniel Medina	Omaha Gym	Diff: 3.300	2.500	2.500	2.400	2.900	2.000	
				Exec: 8.900	7.600	9.150	8.300	9.500	8.650	
				ND: _____	_____	-0.300	-0.100	_____	_____	
				Final: 12.200	10.100	11.350	10.600	12.400	10.650	67.300
				Place: 31T	41T	17T	55T	16	40T	41
42	141	Brenden Green	Cypress Academy	Diff: 3.200	3.000	3.500	2.400	3.400	2.000	
				Exec: 8.000	6.950	7.750	9.000	9.100	8.950	
				ND: _____	_____	_____	_____	_____	_____	
				Final: 11.200	9.950	11.250	11.400	12.500	10.950	67.250
				Place: 53	44*	21	31*	15	38T	42
43	662	Olu Rouse	eNeRGy	Diff: 3.200	3.100	3.000	3.200	3.000	2.000	
				Exec: 7.750	7.900	8.100	9.300	7.950	9.000	
				ND: _____	_____	-0.300	_____	_____	_____	
				Final: 10.950	11.000	10.800	12.500	10.950	11.000	67.200
				Place: 56	25*	39T	5	52	34T	43
44	651	Ben Merilatt	Xtreme Altitude	Diff: 3.800	2.500	3.300	2.400	3.200	2.300	
				Exec: 8.500	7.800	7.500	8.300	9.150	8.950	
				ND: _____	_____	-0.300	-0.300	_____	_____	
				Final: 12.300	10.300	10.500	10.400	12.350	11.250	67.100
				Place: 28	38	45T	57	17T	26T	44
45T	318	Nate Vontz	Iron Cross	Diff: 3.600	3.500	3.000	4.000	3.300	2.500	
				Exec: 8.550	6.150	8.000	8.350	8.950	8.550	
				ND: _____	_____	-1.300	-0.300	_____	_____	
				Final: 12.150	9.650	9.700	12.050	12.250	11.050	66.850
				Place: 34*	51	54	11	22T	31*	45T
45T	224	Kael Griffin	Gym Force	Diff: 3.500	2.800	3.200	2.400	3.300	2.700	
				Exec: 7.850	7.300	8.300	9.150	8.800	7.850	
				ND: -0.300	_____	_____	_____	_____	_____	
				Final: 11.050	10.100	11.500	11.550	12.100	10.550	66.850
				Place: 54	41*	12T	23*	30T	43T	45T
47	540	Andrew Sweeten	Southlake	Diff: 3.800	3.300	3.200	3.200	3.000	2.800	
				Exec: 8.600	7.800	6.850	8.600	8.350	7.600	
				ND: _____	_____	-0.300	_____	_____	_____	
				Final: 12.400	11.100	9.750	11.800	11.350	10.400	66.800
				Place: 21*	22	53	15T	45	49T	47
48	536	Daniel Sheng	Southern States	Diff: 3.600	2.800	3.200	2.400	3.100	2.900	
				Exec: 9.200	7.300	7.450	8.200	9.050	7.650	
				ND: _____	_____	-0.300	_____	_____	_____	
				Final: 12.800	10.100	10.350	10.600	12.150	10.550	66.550
				Place: 7T	41*	48T	55T	27*	43T	48
49	307	Bryan Holst	Integrity Athletics	Diff: 3.600	3.200	3.400	2.200	3.300	2.300	
				Exec: 8.550	7.850	7.600	8.900	7.750	8.200	
				ND: _____	_____	-0.300	-0.300	_____	_____	
				Final: 12.150	11.050	10.700	10.800	11.050	10.500	66.250
				Place: 34*	23T	41T	51	51	46	49
50	404	Henry Meisel	North Shore	Diff: 3.200	2.100	2.400	2.200	3.000	2.300	
				Exec: 8.450	6.900	8.700	9.000	9.300	8.350	
				ND: _____	_____	-0.300	_____	_____	_____	
				Final: 11.650	9.000	10.800	11.200	12.300	10.650	65.600
				Place: 51	54	39T	38T	19T	40T	50

2019 Men's JO Nationals

Meet Results

May 2-5, 2019

Rank	Num	Name	Gym							AA
51T	90	Madden Shelley	Brestyan's	Diff: 3.800 Exec: 8.450 ND: -0.300 Final: 11.950 Place: 46T	3.200 4.400 _____ 7.600 56	3.200 8.600 -0.300 11.500 12T	2.400 8.800 _____ 11.200 38T	3.100 8.400 _____ 11.500 42T	3.200 8.200 _____ 11.400 18T	65.150 51T
51T	425	Bode Kunda	Paragon NTC	Diff: 3.500 Exec: 7.500 ND: _____ Final: 11.000 Place: 55	2.700 8.250 -0.300 10.650 31T	3.000 7.550 -0.300 10.250 51	2.400 9.150 _____ 11.550 23*	3.300 8.600 _____ 11.900 37T	2.300 7.500 _____ 9.800 54	65.150 51T
53	561	Antonio Prieto	Sunburst	Diff: 3.600 Exec: 8.900 ND: _____ Final: 12.500 Place: 16*	2.400 7.750 _____ 10.150 40	3.300 6.350 -0.300 9.350 56	2.200 9.350 _____ 11.550 23T	2.900 7.450 _____ 10.350 57	2.500 8.550 _____ 11.050 31*	64.950 53
54T	560	Nicholas Irving	Sun Country	Diff: 3.600 Exec: 8.450 ND: _____ Final: 12.050 Place: 41*	3.000 7.750 _____ 10.750 29T	3.400 6.050 _____ 9.450 55	2.200 8.750 _____ 10.950 46*	3.200 8.000 _____ 11.200 48T	2.400 8.050 _____ 10.450 47T	64.850 54T
54T	467	Jacob Brenner	Preston Gym	Diff: 3.400 Exec: 8.350 ND: _____ Final: 11.750 Place: 50	3.000 6.950 _____ 9.950 44*	2.300 8.350 -0.300 10.350 48T	2.200 8.550 _____ 10.750 52T	3.700 8.400 _____ 12.100 30T	2.500 7.450 _____ 9.950 53	64.850 54T
56	76	Christian Workman	Beach Bounders	Diff: 3.600 Exec: 8.450 ND: _____ Final: 12.050 Place: 41*	3.400 5.500 _____ 8.900 55	3.500 4.800 _____ 8.300 57	2.200 9.250 _____ 11.450 30	3.500 7.650 _____ 11.150 50	2.600 7.100 _____ 9.700 55T	61.550 56
57	605	Daniil Kharlamov	US Gym II NJ	Diff: 0.000 Exec: 0.000 ND: _____ Final: 0.000 Place: 57	0.000 0.000 _____ 0.000 57	3.700 8.550 _____ 12.250 2	3.200 8.900 _____ 12.100 9T	3.500 7.200 _____ 10.700 53T	3.400 5.600 _____ 9.000 57	44.050 57