

# 2019 Men's JO Nationals

## Meet Results







May 2-5, 2019

Page: 1  
Printed: 5/5/2019 11:45:33 AM

Men / 8 / 12 yrs

Session: 9-8

Judge's Signatures

Rank	Num	Name	Gym							AA
1	553	Finn Grenstam	Stanford Boys	Diff: 4.200	3.800	3.100	2.400	3.300	3.000	
				Exec: 9.500	7.600	9.000	9.350	9.450	9.200	
				ND:						
				Final: 13.700	11.400	12.100	11.750	12.750	12.200	73.900
				Place: 1	39T	10*	14*	3T	3	1
2	616	Avery Burda	Vitaly Scherbo	Diff: 3.300	3.400	3.500	2.400	3.500	3.000	
				Exec: 8.800	7.900	9.250	9.200	9.650	8.850	
				ND:						
				Final: 12.100	11.300	12.750	11.600	13.150	11.850	72.750
				Place: 40T	42T	1	20*	1	10*	2
3	105	Michael Scheiner	Capital Gym	Diff: 3.700	3.500	3.100	3.300	3.600	3.400	
				Exec: 7.800	8.300	8.750	9.200	8.700	8.550	
				ND:						
				Final: 11.500	11.800	11.850	12.500	12.300	11.950	71.900
				Place: 72	26T	20T	1	26T	8T	3
4	575	John Davis Ehinger	Texas Dreams	Diff: 3.500	3.600	3.000	2.200	3.100	3.000	
				Exec: 9.600	7.950	9.150	9.400	9.150	8.200	
				ND:			-0.100			
				Final: 13.100	11.550	12.150	11.500	12.250	11.200	71.750
				Place: 3T	35*	7*	26T	32*	44*	4
5	573	Owen Cendana	Texas Dreams	Diff: 3.300	3.600	2.600	2.000	3.200	2.900	
				Exec: 9.350	8.850	9.000	9.350	9.150	8.700	
				ND:			-0.300			
				Final: 12.650	12.450	11.600	11.050	12.350	11.600	71.700
				Place: 8*	6T	40*	61T	25	24T	5
6	100	Devin Gopaul	Buffalo Grove	Diff: 3.200	3.700	2.800	3.200	3.200	2.300	
				Exec: 8.700	8.750	8.750	9.150	9.300	8.400	
				ND:						
				Final: 11.900	12.450	11.550	12.350	12.500	10.700	71.450
				Place: 50*	6T	43T	3	14T	70T	6
7	125	Bryce Mullins	Chow's	Diff: 3.500	3.900	4.000	2.400	3.200	2.600	
				Exec: 8.850	8.800	7.850	9.250	8.450	8.450	
				ND:						
				Final: 12.350	12.700	11.850	11.650	11.650	11.050	71.250
				Place: 24	1T	20T	19	77*	58T	7
8T	587	Jayden Ung	Triad	Diff: 3.700	2.700	3.100	3.200	3.100	2.700	
				Exec: 9.350	8.050	7.950	9.250	9.050	9.050	
				ND:						
				Final: 13.050	10.750	11.050	12.450	12.150	11.750	71.200
				Place: 6	63	69T	2	46*	16*	8T
8T	497	Julian Abrille	SCATS	Diff: 3.500	3.700	3.300	2.200	3.200	3.100	
				Exec: 8.900	7.400	8.750	8.850	9.050	9.250	
				ND:						
				Final: 12.400	11.100	12.050	11.050	12.250	12.350	71.200
				Place: 19T	51T	13T	61T	32*	1	8T
8T	51	Nathan Mabry	American Academy	Diff: 3.300	2.600	2.800	2.500	3.200	3.000	
				Exec: 9.100	9.000	8.900	9.250	9.350	8.200	
				ND:						
				Final: 12.400	11.600	11.700	11.750	12.550	11.200	71.200
				Place: 19T	33T	32*	14*	8*	44*	8T

# 2019 Men's JO Nationals

## Meet Results







May 2-5, 2019

Page: 2

Printed: 5/5/2019 11:45:33 AM

Men / 8 / 12 yrs







Session: 9-8

Rank	Num	Name	Gym							AA
8T	502	Heeme Ton	SCEGA	Diff: 3.400	3.800	3.100	3.200	3.200	3.000	
				Exec: 8.150	8.200	8.500	9.050	8.950	8.950	
				ND: -0.300						
				Final: 11.250	12.000	11.600	12.250	12.150	11.950	71.200
				Place: 81T	18T	40T	5	46*	8T	8T
12	221	Gianni Capriotti	Gravity Forge PA	Diff: 3.600	3.600	3.300	2.200	3.300	2.600	
				Exec: 9.050	7.950	9.250	9.200	8.900	7.950	
				ND:						
				Final: 12.650	11.550	12.550	11.400	12.200	10.550	70.900
				Place: 8T	35*	2	29T	43T	78T	12
13T	46	Austin Wilcox	All American UT	Diff: 3.800	3.300	2.700	2.500	3.100	3.100	
				Exec: 8.850	9.050	7.550	9.250	8.900	8.750	
				ND:						
				Final: 12.650	12.350	10.250	11.750	12.000	11.850	70.850
				Place: 8T	10	88T	14*	58*	10T	13T
13T	43	Corbin Bauerle	All American UT	Diff: 3.700	3.300	2.500	2.200	3.000	2.700	
				Exec: 8.750	8.800	9.000	8.950	9.150	8.900	
				ND:			-0.100			
				Final: 12.450	12.100	11.500	11.050	12.150	11.600	70.850
				Place: 16T	16T	45*	61T	46*	24*	13T
15	512	Lincoln Johnson	Salto Gym	Diff: 3.400	3.400	3.100	2.400	3.000	2.800	
				Exec: 8.450	8.800	8.650	9.200	9.100	8.500	
				ND:						
				Final: 11.850	12.200	11.750	11.600	12.100	11.300	70.800
				Place: 55T	11T	27T	20*	52*	38*	15
16T	259	Kent Itai	Gymkhana	Diff: 2.600	3.500	3.100	2.400	3.100	2.800	
				Exec: 9.400	8.200	9.200	8.100	9.150	9.200	
				ND:						
				Final: 12.000	11.700	12.300	10.500	12.250	12.000	70.750
				Place: 47	30	3T	87*	32*	6*	16T
16T	577	John Hults	Texas Dreams	Diff: 3.000	3.600	2.900	2.200	3.100	2.800	
				Exec: 9.300	8.550	8.200	9.150	9.400	8.550	
				ND:						
				Final: 12.300	12.150	11.100	11.350	12.500	11.350	70.750
				Place: 25T	14T	66T	32*	14T	34T	16T
18T	101	Michael Kristofka Jr.	Buffalo Grove	Diff: 3.900	4.100	3.100	2.400	3.300	2.900	
				Exec: 9.200	5.750	9.000	8.900	9.250	8.900	
				ND:						
				Final: 13.100	9.850	12.100	11.300	12.550	11.800	70.700
				Place: 3T	86T	10*	37*	8*	13T	18T
18T	113	Peter Davis-Ross	Central Coast	Diff: 3.300	3.500	3.000	2.400	3.200	3.300	
				Exec: 8.850	8.700	9.300	8.300	9.450	7.400	
				ND:						
				Final: 12.150	12.200	12.300	10.700	12.650	10.700	70.700
				Place: 32*	11T	3T	80T	6T	70T	18T
20	585	Andrew Hibbert	Top Flight MD	Diff: 3.600	3.700	3.300	2.400	3.600	2.700	
				Exec: 8.700	7.500	8.100	9.200	9.150	8.700	
				ND:						
				Final: 12.300	11.200	11.400	11.600	12.750	11.400	70.650
				Place: 25T	46T	52T	20*	3T	32T	20

# 2019 Men's JO Nationals

## Meet Results







May 2-5, 2019

Rank	Num	Name	Gym							AA
21T	613	David Moroney	United Gymnastix	Diff: 3.400	3.600	3.200	2.400	3.500	2.700	
				Exec: 9.200	7.050	8.350	9.400	9.300	8.200	
				ND: _____	_____	_____	_____	_____	_____	
				Final: 12.600	10.650	11.550	11.800	12.800	10.900	70.300
				Place: 12*	66	43T	12T	2	62*	21T
21T	642	Jackson Rendon	Wimbledon	Diff: 4.000	3.000	2.800	2.400	3.200	2.800	
				Exec: 8.400	8.400	8.500	8.950	9.550	8.800	
				ND: _____	_____	_____	_____	_____	-0.500	
				Final: 12.400	11.400	11.300	11.350	12.750	11.100	70.300
				Place: 19T	39T	59T	32*	3T	54T	21T
21T	620	Liam DeWeese	WOGA	Diff: 3.300	3.700	2.700	2.400	3.300	2.700	
				Exec: 8.450	8.300	9.100	8.900	8.950	8.500	
				ND: _____	_____	_____	_____	_____	_____	
				Final: 11.750	12.000	11.800	11.300	12.250	11.200	70.300
				Place: 61T	18T	23T	37*	32*	44*	21T
24	140	Carson Basham	Cypress Academy	Diff: 3.400	3.200	3.100	2.400	3.400	2.700	
				Exec: 8.900	7.100	9.000	8.800	9.100	9.100	
				ND: _____	_____	_____	_____	_____	_____	
				Final: 12.300	10.300	12.100	11.200	12.500	11.800	70.200
				Place: 25T	73T	10*	46T	14T	13*	24
25	10	Brecken Moran	5280 Gym	Diff: 3.600	3.200	2.800	2.200	3.300	3.000	
				Exec: 8.800	7.600	9.400	9.150	8.300	8.850	
				ND: _____	_____	_____	-0.100	_____	_____	
				Final: 12.400	10.800	12.200	11.250	11.600	11.850	70.100
				Place: 19T	62	6	43T	80T	10*	25
26	477	Travis Jencik	RGA NY	Diff: 3.100	3.900	3.000	2.200	3.000	2.800	
				Exec: 8.850	7.750	8.050	8.950	9.150	9.250	
				ND: _____	_____	_____	_____	_____	_____	
				Final: 11.950	11.650	11.050	11.150	12.150	12.050	70.000
				Place: 48*	31T	69T	52*	46*	5	26
27T	277	Chase Pappas	Harpeth School	Diff: 3.400	3.000	2.500	2.400	3.100	2.800	
				Exec: 9.200	7.500	9.200	8.400	9.350	9.200	
				ND: _____	_____	_____	-0.100	_____	_____	
				Final: 12.600	10.500	11.700	10.700	12.450	12.000	69.950
				Place: 12*	69	32T	80T	18T	6*	27T
27T	328	Angel Martinez	Lone Star	Diff: 2.900	3.800	3.300	2.800	3.300	2.700	
				Exec: 9.000	8.050	7.350	9.250	9.000	8.600	
				ND: _____	_____	_____	-0.100	_____	_____	
				Final: 11.900	11.850	10.650	11.950	12.300	11.300	69.950
				Place: 50T	24T	85	10T	26T	38T	27T
29T	499	Drew Kessel	SCATS	Diff: 3.200	3.400	3.100	2.200	3.300	2.700	
				Exec: 8.850	6.350	9.050	9.300	9.350	9.100	
				ND: _____	_____	_____	_____	_____	_____	
				Final: 12.050	9.750	12.150	11.500	12.650	11.800	69.900
				Place: 43*	89T	7T	26T	6T	13*	29T
29T	317	Trip Devine III	Iron Cross	Diff: 3.200	4.000	2.800	2.800	3.200	2.800	
				Exec: 8.650	7.350	8.250	9.000	9.050	8.800	
				ND: _____	_____	_____	_____	_____	_____	
				Final: 11.850	11.350	11.050	11.800	12.250	11.600	69.900
				Place: 55*	41	69T	12T	32*	24T	29T

# 2019 Men's JO Nationals

## Meet Results

May 2-5, 2019

Rank	Num	Name	Gym							AA
31T	81	Nicolas Pompo	Blaze Gym	Diff: 3.700	3.600	2.800	2.200	3.300	2.800	
				Exec: 9.400	8.400	8.050	9.350	9.200	7.050	
				ND:						
				Final: 13.100	12.000	10.850	11.550	12.500	9.850	69.850
				Place: 3T	18T	77T	23T	14T	87	31T
31T	430	Keon Sheppard	Paragon NTC	Diff: 3.900	3.400	2.800	2.800	3.300	2.700	
				Exec: 9.500	6.900	8.450	9.400	8.800	8.000	
				ND:			-0.100			
				Final: 13.400	10.300	11.250	12.100	12.100	10.700	69.850
				Place: 2	73T	63	7T	52*	70T	31T
31T	363	Griffin Arne	Mini-Hops	Diff: 3.500	3.400	2.600	3.200	3.200	2.800	
				Exec: 7.600	8.700	8.700	9.100	8.400	8.650	
				ND:						
				Final: 11.100	12.100	11.300	12.300	11.600	11.450	69.850
				Place: 84T	16T	59T	4	80T	30T	31T
34T	311	Peyton Contini	International OH	Diff: 3.800	2.600	3.300	2.800	3.400	3.100	
				Exec: 8.700	7.800	8.400	9.200	8.450	8.250	
				ND:						
				Final: 12.500	10.400	11.700	12.000	11.850	11.350	69.800
				Place: 14T	71	32T	9	68T	34T	34T
34T	333	Samuel Cameron	Madison Gym	Diff: 3.300	3.000	2.900	2.200	3.100	2.700	
				Exec: 8.550	7.950	9.400	9.450	8.600	8.750	
				ND:			-0.100			
				Final: 11.850	10.950	12.300	11.550	11.700	11.450	69.800
				Place: 55T	55T	3T	23T	76	30T	34T
36	8	Sean Kartchner	5280 Gym	Diff: 3.500	2.900	2.900	1.700	3.200	2.700	
				Exec: 8.800	8.200	8.850	9.350	9.100	8.500	
				ND:						
				Final: 12.300	11.100	11.750	11.050	12.300	11.200	69.700
				Place: 25T	51T	27*	61T	26*	44*	36
37T	299	Owen Clemans	Impact	Diff: 3.500	3.900	3.100	3.200	3.400	3.000	
				Exec: 8.300	7.000	8.300	9.000	9.150	7.800	
				ND:						
				Final: 11.800	10.900	11.400	12.200	12.550	10.800	69.650
				Place: 59T	57T	52T	6	8T	68	37T
37T	507	Parker Alwin	Salto Gym	Diff: 3.300	3.500	3.100	2.200	3.200	2.900	
				Exec: 8.000	9.200	8.100	8.700	8.600	8.850	
				ND:						
				Final: 11.300	12.700	11.200	10.900	11.800	11.750	69.650
				Place: 77T	1T	64T	72T	71T	16*	37T
37T	302	Tzar Lyons	Incline Gym	Diff: 3.200	3.800	2.800	2.200	3.200	2.900	
				Exec: 8.950	8.650	8.900	9.000	7.850	8.200	
				ND:						
				Final: 12.150	12.450	11.700	11.200	11.050	11.100	69.650
				Place: 32*	6T	32*	46*	89	54*	37T
40	579	Pablo Moreno	Texas Dreams	Diff: 3.200	2.600	2.600	2.000	3.100	2.700	
				Exec: 9.200	8.900	9.350	9.300	8.800	7.850	
				ND:						
				Final: 12.400	11.500	11.950	11.300	11.900	10.550	69.600
				Place: 19T	37	15T	37T	64*	78T	40

# 2019 Men's JO Nationals







## Meet Results

May 2-5, 2019

Page: 5  
Printed: 5/5/2019 11:45:33 AM

Men / 8 / 12 yrs







Session: 9-8

Rank	Num	Name	Gym							AA
41T	258	Bobby Haberstock	Gymcats	Diff: 3.700	3.600	3.000	3.200	3.500	2.800	
				Exec: 8.450	6.200	8.800	8.900	8.900	8.500	
				ND:						
				Final: 12.150	9.800	11.800	12.100	12.400	11.300	69.550
				Place: 32T	88	23T	7T	21T	38*	41T
41T	572	Koda Burdette	Texas Dreams	Diff: 3.500	3.700	2.700	2.200	3.100	3.000	
				Exec: 9.000	8.900	8.350	9.050	8.800	7.250	
				ND:						
				Final: 12.500	12.600	11.050	11.250	11.900	10.250	69.550
				Place: 14T	3	69T	43T	64*	81T	41T
43	260	Owen Lee	Gymkhana	Diff: 3.300	3.500	3.100	2.400	3.200	2.700	
				Exec: 8.300	8.950	8.700	8.100	9.050	8.450	
				ND: -0.300						
				Final: 11.300	12.450	11.800	10.500	12.250	11.150	69.450
				Place: 77T	6T	23T	87*	32*	51T	43
44T	451	Hunter Ernst	Premier Gym	Diff: 3.200	3.600	3.100	1.700	3.300	3.100	
				Exec: 8.400	8.050	8.600	9.400	9.150	8.300	
				ND:					-0.500	
				Final: 11.600	11.650	11.700	11.100	12.450	10.900	69.400
				Place: 69T	31T	32*	56*	18T	62T	44T
44T	175	Lucas Carlson	Elite Gym	Diff: 3.500	3.500	2.600	2.200	3.100	2.800	
				Exec: 8.200	8.500	8.400	9.000	8.750	8.850	
				ND:						
				Final: 11.700	12.000	11.000	11.200	11.850	11.650	69.400
				Place: 63T	18T	73T	46*	68T	23	44T
46	165	Joshua Caperton	Eagle Gym TX	Diff: 2.600	3.700	3.000	2.300	3.200	3.000	
				Exec: 8.850	8.100	8.100	9.250	8.950	8.300	
				ND:						
				Final: 11.450	11.800	11.100	11.550	12.150	11.300	69.350
				Place: 73T	26T	66T	23T	46*	38T	46
47T	236	Brayden Bates	Gym USA WG	Diff: 3.300	3.100	2.700	2.000	3.100	2.600	
				Exec: 9.350	8.350	9.050	9.200	8.900	7.600	
				ND:						
				Final: 12.650	11.450	11.750	11.200	12.000	10.200	69.250
				Place: 8*	38	27*	46T	58*	83	47T
47T	186	Ryan Seeman	First in Flight	Diff: 3.500	4.300	3.000	1.600	3.100	2.700	
				Exec: 8.600	8.250	7.600	9.350	9.050	8.700	
				ND:					-0.500	
				Final: 12.100	12.550	10.600	10.950	12.150	10.900	69.250
				Place: 40T	4	86	69T	46*	62T	47T
47T	434	Cian Baillie	Parkettes	Diff: 3.300	2.500	3.000	2.200	3.200	2.700	
				Exec: 8.900	8.650	7.700	8.950	9.100	9.050	
				ND:						
				Final: 12.200	11.150	10.700	11.150	12.300	11.750	69.250
				Place: 30T	49T	83T	52*	26*	16*	47T
50	116	Dylan Kramer	Centre Elite	Diff: 3.700	3.300	3.100	2.400	3.000	2.700	
				Exec: 9.100	8.700	8.550	9.100	7.650	7.900	
				ND:						
				Final: 12.800	12.000	11.650	11.500	10.650	10.600	69.200
				Place: 7	18T	38T	26T	91	74*	50

# 2019 Men's JO Nationals

## Meet Results

May 2-5, 2019

Rank	Num	Name	Gym							AA
51T	142	Declan Moreno	Cypress Academy	Diff: 3.300	3.800	3.100	2.400	3.300	2.700	
				Exec: 8.850	6.400	8.600	9.000	8.500	9.050	
				ND: _____	_____	_____	_____	_____	_____	
				Final: 12.150	10.200	11.700	11.400	11.800	11.750	69.000
				Place: 32*	79T	32*	29*	71T	16*	51T
51T	346	Ben Gum	Mercury	Diff: 3.200	3.500	2.000	1.600	3.000	2.700	
				Exec: 8.450	8.400	9.400	9.050	8.800	8.900	
				ND: _____	_____	_____	_____	_____	_____	
				Final: 11.650	11.900	11.400	10.650	11.800	11.600	69.000
				Place: 66T	23	52T	84*	71*	24*	51T
53	71	Sean Davidson	Bart Conner	Diff: 3.300	3.600	2.500	1.700	3.200	3.000	
				Exec: 8.400	7.300	9.350	9.550	9.350	7.700	
				ND: _____	_____	_____	_____	_____	_____	
				Final: 11.700	10.900	11.850	11.250	12.550	10.700	68.950
				Place: 63T	57T	20T	43T	8*	70T	53
54	264	Jayden Bridges	Gymstrada	Diff: 3.200	3.100	2.600	2.200	3.400	3.100	
				Exec: 8.650	7.500	8.600	8.650	8.850	9.050	
				ND: _____	_____	_____	_____	_____	_____	
				Final: 11.850	10.600	11.200	10.850	12.250	12.150	68.900
				Place: 55*	67T	64T	76	32T	4	54
55T	448	Ty Roderiques	Premier Athletics	Diff: 3.500	2.700	3.000	2.800	3.300	2.900	
				Exec: 8.550	7.550	7.850	9.150	8.950	8.500	
				ND: _____	_____	_____	_____	_____	_____	
				Final: 12.050	10.250	10.850	11.950	12.250	11.400	68.750
				Place: 43T	76T	77T	10T	32*	32T	55T
55T	194	Joshua Acuna	Florida GTC	Diff: 2.000	3.000	2.600	2.400	3.100	2.700	
				Exec: 8.950	8.150	9.300	8.350	9.300	8.900	
				ND: _____	_____	_____	_____	_____	_____	
				Final: 10.950	11.150	11.900	10.750	12.400	11.600	68.750
				Place: 88T	49T	17T	77T	21*	24*	55T
57	88	Alexander Farrell	Brestyan's	Diff: 3.600	3.000	3.000	2.400	3.200	3.100	
				Exec: 8.650	7.450	9.150	8.900	9.100	7.150	
				ND: _____	_____	_____	_____	_____	_____	
				Final: 12.250	10.450	12.150	11.300	12.300	10.250	68.700
				Place: 29	70	7*	37*	26*	81T	57
58	375	Aaron Zorgo	Montgomery County	Diff: 3.500	3.300	2.800	2.200	3.100	3.000	
				Exec: 7.850	8.550	9.000	8.900	9.100	7.600	
				ND: -0.300	_____	_____	_____	_____	_____	
				Final: 11.050	11.850	11.800	11.100	12.200	10.600	68.600
				Place: 87	24T	23T	56*	43T	74T	58
59	369	Caleb Samuel	Mini-Hops	Diff: 3.300	2.500	2.500	1.600	3.000	2.700	
				Exec: 8.300	8.350	9.400	9.500	9.100	8.800	
				ND: _____	_____	_____	-0.100	_____	-0.500	
				Final: 11.600	10.850	11.900	11.000	12.100	11.000	68.450
				Place: 69T	60T	17T	66T	52*	61	59
60	513	Alexander Kob	Salto Gym	Diff: 2.700	3.400	2.500	2.200	3.000	2.700	
				Exec: 8.550	8.350	8.900	8.750	9.000	8.350	
				ND: _____	_____	_____	_____	_____	_____	
				Final: 11.250	11.750	11.400	10.950	12.000	11.050	68.400
				Place: 81T	28T	52T	69*	58T	58*	60

# 2019 Men's JO Nationals







## Meet Results

May 2-5, 2019

Page: 7  
Printed: 5/5/2019 11:45:33 AM

Men / 8 / 12 yrs







Session: 9-8

Rank	Num	Name	Gym							AA
61T	557	Timothy Trahan	Sterling Gym	Diff: 3.200	1.800	3.000	2.200	3.100	3.000	
				Exec: 9.250	8.500	8.000	7.950	9.200	9.250	
				ND: _____	_____	_____	-0.100	_____	_____	
				Final: 12.450	10.300	11.000	10.050	12.300	12.250	68.350
				Place: 16T	73T	73T	92	26T	2	61T
61T	156	Connor Sweeney	DeVeau's	Diff: 3.200	3.300	2.900	1.600	3.200	2.700	
				Exec: 8.350	8.000	8.600	9.050	8.800	8.650	
				ND: _____	_____	_____	_____	_____	_____	
				Final: 11.550	11.300	11.500	10.650	12.000	11.350	68.350
				Place: 71	42T	45T	84*	58T	34*	61T
61T	522	Nathan Underhill	Salto Gym	Diff: 3.500	2.300	3.100	2.300	3.300	2.800	
				Exec: 7.650	8.650	8.400	8.850	9.100	8.400	
				ND: _____	_____	_____	_____	_____	_____	
				Final: 11.150	10.950	11.500	11.150	12.400	11.200	68.350
				Place: 83	55T	45*	52T	21T	44T	61T
64T	204	Lukas Ross	GTC of Ohio	Diff: 3.300	3.100	2.900	2.200	3.200	2.900	
				Exec: 8.600	7.250	8.850	8.650	9.050	8.300	
				ND: _____	_____	_____	-0.100	_____	_____	
				Final: 11.900	10.350	11.750	10.750	12.250	11.200	68.200
				Place: 50T	72	27*	77T	32*	44*	64T
64T	384	Jack Almeda	New England Acad	Diff: 2.900	3.000	3.000	2.400	3.200	2.800	
				Exec: 8.200	8.250	8.500	9.000	8.850	8.600	
				ND: _____	_____	_____	_____	_____	-0.500	
				Final: 11.100	11.250	11.500	11.400	12.050	10.900	68.200
				Place: 84T	45	45T	29*	57	62T	64T
64T	265	Justin Bridges	Gymstrada	Diff: 3.400	2.600	2.600	2.200	3.000	2.900	
				Exec: 8.700	8.600	9.050	8.800	8.150	8.200	
				ND: _____	_____	_____	_____	_____	_____	
				Final: 12.100	11.200	11.650	11.000	11.150	11.100	68.200
				Place: 40T	46*	38T	66T	86*	54*	64T
67	607	Skyler Connelly	USA Gym World	Diff: 3.500	2.800	2.700	2.400	3.100	3.100	
				Exec: 8.700	7.400	9.250	9.350	9.150	6.500	
				ND: _____	_____	_____	_____	_____	_____	
				Final: 12.200	10.200	11.950	11.750	12.250	9.600	67.950
				Place: 30T	79T	15T	14*	32*	91	67
68T	601	Xavier Desai	US Gym II NJ	Diff: 3.100	2.600	2.800	1.600	3.200	2.900	
				Exec: 8.700	7.350	9.100	9.150	9.350	8.000	
				ND: _____	_____	_____	_____	_____	_____	
				Final: 11.800	9.950	11.900	10.750	12.550	10.900	67.850
				Place: 59T	83T	17T	77T	8*	62T	68T
68T	396	Christopher Monticone	New Era	Diff: 3.200	3.600	2.700	1.600	3.300	2.800	
				Exec: 7.750	8.150	8.100	9.100	8.800	8.750	
				ND: _____	_____	_____	_____	_____	_____	
				Final: 10.950	11.750	10.800	10.700	12.100	11.550	67.850
				Place: 88T	28T	80T	80T	52*	29	68T
70T	504	Tristan Mai	Salem Gym	Diff: 3.200	2.600	2.900	2.200	3.000	2.800	
				Exec: 8.950	8.000	8.450	9.150	8.150	8.350	
				ND: _____	_____	_____	_____	_____	_____	
				Final: 12.150	10.600	11.350	11.350	11.150	11.150	67.750
				Place: 32*	67T	57T	32*	86*	51*	70T

# 2019 Men's JO Nationals

## Meet Results

May 2-5, 2019







Rank	Num	Name	Gym							AA
70T	289	Antonio Calabrese	Houston Gym Assoc	Diff: 3.400	3.800	3.000	2.400	3.000	2.900	
				Exec: 7.550	7.100	7.950	8.950	8.850	8.850	
				ND:						
				Final: 10.950	10.900	10.950	11.350	11.850	11.750	67.750
				Place: 88T	57T	75	32*	68T	16*	70T
72T	390	Caleb Souza	New England Acad	Diff: 3.100	3.300	2.600	1.600	3.200	2.700	
				Exec: 8.850	7.550	9.000	9.400	8.350	8.400	
				ND:					-0.500	
				Final: 11.950	10.850	11.600	11.000	11.550	10.600	67.550
				Place: 48*	60T	40*	66T	82	74T	72T
72T	388	Noah Doiron	New England Acad	Diff: 3.200	2.600	2.700	2.000	3.200	2.700	
				Exec: 8.700	8.600	8.600	8.700	8.300	8.350	
				ND:			-0.100			
				Final: 11.900	11.200	11.300	10.600	11.500	11.050	67.550
				Place: 50*	46*	59T	86	83	58*	72T
74	506	Reese Staley	Salem Gym	Diff: 3.400	3.100	3.100	2.200	3.200	2.700	
				Exec: 8.250	6.300	8.350	8.900	9.250	8.550	
				ND:						
				Final: 11.650	9.400	11.450	11.100	12.450	11.250	67.300
				Place: 66T	91	51	56*	18T	42*	74
75	274	Cade Buchanan	Harpeth School	Diff: 3.100	3.500	2.000	1.700	2.500	2.700	
				Exec: 8.950	8.100	9.350	9.400	8.800	7.100	
				ND:						
				Final: 12.050	11.600	11.350	11.100	11.300	9.800	67.200
				Place: 43T	33T	57T	56*	85	88	75
76T	660	Pete Fedkiv	Zenith Gym	Diff: 3.500	2.200	2.600	2.200	3.300	2.800	
				Exec: 7.850	7.750	8.300	9.100	8.600	8.900	
				ND:						
				Final: 11.350	9.950	10.900	11.300	11.900	11.700	67.100
				Place: 76	83T	76	37*	64T	21T	76T
76T	183	Garrett Alexander	Emeth Gym	Diff: 3.200	3.100	2.800	2.200	3.000	2.100	
				Exec: 8.850	9.050	7.300	8.800	8.800	8.000	
				ND:			-0.100			
				Final: 12.050	12.150	10.100	10.900	11.800	10.100	67.100
				Place: 43*	14T	90	72T	71*	84	76T
76T	457	Brandon Baker	Premier West	Diff: 3.400	3.000	2.500	2.200	2.900	2.700	
				Exec: 8.300	7.200	9.000	8.350	9.300	8.550	
				ND:			-0.300			
				Final: 11.700	10.200	11.500	10.250	12.200	11.250	67.100
				Place: 63T	79T	45*	90	43T	42*	76T
79	639	Chase Tully	Westside	Diff: 3.600	3.200	2.500	2.200	3.100	2.900	
				Exec: 8.850	7.050	6.950	8.900	9.000	8.800	
				ND:						
				Final: 12.450	10.250	9.450	11.100	12.100	11.700	67.050
				Place: 16T	76T	93	56*	52T	21T	79
80	91	Noam Toledano	Brestyan's	Diff: 2.800	2.400	2.700	2.300	3.100	2.100	
				Exec: 8.300	8.700	9.050	8.900	8.800	7.800	
				ND:						
				Final: 11.100	11.100	11.750	11.200	11.900	9.900	66.950
				Place: 84T	51T	27*	46T	64*	86	80



# 2019 Men's JO Nationals

## Meet Results

May 2-5, 2019

Rank	Num	Name	Gym							AA
81	332	Jeremy Brinkmann	MGC-Westboro	Diff: 3.300	3.100	3.400	1.600	3.300	2.700	
				Exec: 8.100	9.100	8.000	8.300	9.250	6.800	
				ND: _____	_____	_____	-0.100	_____	_____	
				Final: 11.400	12.200	11.400	9.800	12.550	9.500	66.850
				Place: 75	11T	52T	93	8*	92	81
82	66	KJ Myrthil	Atlanta School	Diff: 2.600	1.100	3.000	1.700	3.100	2.700	
				Exec: 9.050	6.550	9.050	9.650	9.300	8.650	
				ND: _____	_____	_____	_____	_____	_____	
				Final: 11.650	7.650	12.050	11.350	12.400	11.350	66.450
				Place: 66T	94	13T	32T	21*	34*	82
83	127	Connor Linford	Clovis	Diff: 3.100	2.800	2.900	2.200	2.400	2.800	
				Exec: 9.050	7.250	8.400	8.400	9.050	8.350	
				ND: _____	_____	_____	-0.300	_____	_____	
				Final: 12.150	10.050	11.300	10.300	11.450	11.150	66.400
				Place: 32T	82	59T	89	84	51*	83
84	412	Boone Washburn	OOA Gym	Diff: 3.400	3.000	3.200	2.200	3.100	2.400	
				Exec: 8.750	6.950	7.600	9.000	9.150	7.600	
				ND: _____	_____	_____	_____	_____	_____	
				Final: 12.150	9.950	10.800	11.200	12.250	10.000	66.350
				Place: 32T	83T	80*	46*	32*	85	84
85T	480	Oliver Black	Rebounders MD	Diff: 3.600	3.200	2.800	2.800	3.200	2.800	
				Exec: 8.550	6.550	7.450	8.900	8.450	7.950	
				ND: _____	_____	_____	_____	_____	_____	
				Final: 12.150	9.750	10.250	11.700	11.650	10.750	66.250
				Place: 32T	89T	88T	18	77*	69	85T
85T	588	Lucas Mecher	Trinity	Diff: 2.500	2.100	2.700	2.400	2.800	2.900	
				Exec: 8.800	8.600	8.000	8.600	8.850	8.300	
				ND: _____	_____	_____	-0.300	_____	_____	
				Final: 11.300	10.700	10.700	10.700	11.650	11.200	66.250
				Place: 77T	64T	83T	80T	77T	44*	85T
87	592	Donald Gray	Trousdell	Diff: 3.400	3.600	3.200	1.600	3.800	2.200	
				Exec: 7.900	7.700	7.600	9.300	8.150	8.050	
				ND: _____	_____	_____	_____	_____	-0.500	
				Final: 11.300	11.300	10.800	10.900	11.950	9.750	66.000
				Place: 77T	42T	80*	72T	63	89T	87
88	479	Henry Zimmer	RGA NY	Diff: 2.400	3.800	3.100	2.200	3.100	2.700	
				Exec: 8.200	7.250	8.400	8.050	8.900	7.900	
				ND: _____	_____	_____	-0.100	_____	_____	
				Final: 10.600	11.050	11.500	10.150	12.000	10.600	65.900
				Place: 91	54	45*	91	58*	74*	88
89	41	Collin Lilley	All Amer Flames	Diff: 3.100	3.100	2.700	1.600	2.900	1.600	
				Exec: 8.650	6.750	8.400	9.450	8.850	8.150	
				ND: _____	_____	_____	_____	_____	_____	
				Final: 11.750	9.850	11.100	11.050	11.750	9.750	65.250
				Place: 61T	86T	66T	61T	75	89T	89
90	474	Walker Frey	Queen City	Diff: 3.000	2.800	2.700	2.200	2.300	2.700	
				Exec: 6.750	7.900	8.150	8.750	8.450	8.200	
				ND: _____	_____	_____	_____	_____	_____	
				Final: 9.750	10.700	10.850	10.950	10.750	10.900	63.900
				Place: 93	64T	77T	69*	90	62*	90

# 2019 Men's JO Nationals

## Meet Results







May 2-5, 2019

Page: 10

Printed: 5/5/2019 11:45:34 AM

Men / 8 / 12 yrs

Session: 9-8

Rank	Num	Name	Gym							AA
91	203	Maddox Kinderdine	GTC of Ohio	Diff: 3.500	1.700	2.300	2.200	2.800	2.900	
				Exec: 8.400	6.350	7.400	9.050	7.350	8.200	
				ND: _____	_____	_____	-0.100	_____	_____	
				Final: 11.900	8.050	9.700	11.150	10.150	11.100	62.050
				Place: 50T	93	92	52T	92	54*	91
92	360	Ryan Gassman	Michigan Academy	Diff: 3.400	2.000	2.800	2.200	2.400	2.800	
				Exec: 7.400	6.700	7.000	9.100	8.750	7.700	
				ND: -0.300	-0.300	_____	_____	_____	_____	
				Final: 10.500	8.400	9.800	11.300	11.150	10.500	61.650
				Place: 92	92	91	37*	86T	80	92
93	378	Samuel Stephenson	National Academy	Diff: 2.900	3.300	1.900	1.700	1.600	1.400	
				Exec: 8.550	6.950	8.650	9.200	7.250	6.200	
				ND: _____	_____	_____	_____	_____	_____	
				Final: 11.450	10.250	10.550	10.900	8.850	7.600	59.600
				Place: 73T	76T	87	72T	93	93	93
94	450	Colby Bormann	Premier Gym	Diff: 0.000	3.700	0.000	0.000	0.000	0.000	
				Exec: 0.000	8.800	0.000	0.000	0.000	0.000	
				ND: _____	_____	_____	_____	_____	_____	
				Final: 0.000	12.500	0.000	0.000	0.000	0.000	12.500
				Place: 94	5	94	94	94	94	94