

2019 Men's JO Nationals

Meet Results

May 2-5, 2019







Page: 1

Printed: 5/2/2019 8:53:24 PM

Men / 10 / 16 yrs

Session: 3J

Judge's Signatures

Rank	Num	Name	Gym							AA
1T	842	Matt Cormier	Massachusetts Elite	Diff: 5.000	3.500	4.600	6.000	4.500	4.300	
				Exec: 9.350	7.300	9.350	9.700	9.300	9.200	
				ND: _____	_____	_____	-0.100	_____	_____	
				Final: 14.350	10.800	13.950	15.600	13.800	13.500	82.000
				Place: 1	18	1	1	1	2	1T
1T	762	Brandon Nguyen	Elevate	Diff: 4.900	4.100	4.600	5.800	4.300	4.200	
				Exec: 9.250	8.500	8.600	9.450	9.300	9.000	
				ND: _____	_____	_____	_____	_____	_____	
				Final: 14.150	12.600	13.200	15.250	13.600	13.200	82.000
				Place: 3	6T	6	2	5	3	1T
3	785	Isaiah Drake	Gym Olympica	Diff: 4.500	4.700	4.700	5.800	4.300	4.200	
				Exec: 8.200	7.450	8.800	9.350	9.050	9.350	
				ND: -0.100	_____	_____	_____	_____	_____	
				Final: 12.600	12.150	13.500	15.150	13.350	13.550	80.300
				Place: 21	9*	4	3	9T	1	3
4	849	Nicolas Kuebler	Metropolitan	Diff: 4.700	4.800	4.400	4.800	4.300	3.700	
				Exec: 9.600	7.500	9.250	9.200	8.700	9.100	
				ND: _____	_____	_____	_____	_____	_____	
				Final: 14.300	12.300	13.650	14.000	13.000	12.800	80.050
				Place: 2	8	3	15	14*	7	4
5	838	Rithik Puri	Lakeshore	Diff: 4.400	4.900	4.000	5.200	4.000	4.000	
				Exec: 8.850	8.550	8.900	9.250	9.350	8.600	
				ND: _____	_____	_____	_____	_____	_____	
				Final: 13.250	13.450	12.900	14.450	13.350	12.600	80.000
				Place: 13	1	10*	8	9T	9	5
6	901	Khoi Young	Sportsplex	Diff: 4.900	4.900	4.400	5.200	4.400	3.900	
				Exec: 8.900	8.100	8.850	8.500	9.350	8.650	
				ND: _____	_____	_____	-0.300	_____	_____	
				Final: 13.800	13.000	13.250	13.400	13.750	12.550	79.750
				Place: 5	4	5	19	2*	10	6
7	703	Noah Giordano	5280 Gym	Diff: 4.400	3.700	4.800	5.200	4.100	4.100	
				Exec: 8.950	7.950	9.050	9.100	9.350	8.900	
				ND: _____	_____	_____	_____	_____	_____	
				Final: 13.350	11.650	13.850	14.300	13.450	13.000	79.600
				Place: 10T	13	2	11	7T	4T	7
8	931	Cameron Lee	WOGA	Diff: 4.500	4.700	4.300	5.000	4.400	4.200	
				Exec: 9.050	7.450	8.850	9.500	8.200	8.450	
				ND: _____	_____	_____	-0.100	_____	_____	
				Final: 13.550	12.150	13.150	14.400	12.600	12.650	78.500
				Place: 8T	9*	7	9	19T	8	8
9	701	Taylor Burkhart	5280 Gym	Diff: 5.200	4.000	4.600	5.600	4.700	4.300	
				Exec: 8.850	9.050	8.200	8.500	8.650	7.000	
				ND: _____	_____	_____	-0.300	_____	_____	
				Final: 14.050	13.050	12.800	13.800	13.350	11.300	78.350
				Place: 4	3	13	17	9T	21T	9
10	860	Raydel Gamboa	North Valley	Diff: 4.400	4.000	4.300	5.000	4.500	4.400	
				Exec: 8.500	8.750	8.650	9.350	8.950	7.500	
				ND: _____	_____	_____	_____	_____	_____	
				Final: 12.900	12.750	12.950	14.350	13.450	11.900	78.300
				Place: 17	5	9	10	7T	15T	10

2019 Men's JO Nationals

Meet Results







May 2-5, 2019

Page: 2

Printed: 5/2/2019 8:53:24 PM

Men / 10 / 16 yrs

Session: 3J

Rank	Num	Name	Gym							AA
11	736	Oliver Zavel	Crenshaw's	Diff: 4.800	4.100	4.000	5.100	4.500	3.700	
				Exec: 7.500	7.750	8.900	9.400	9.150	9.150	
				ND:						
				Final: 12.300	11.850	12.900	14.500	13.650	12.850	78.050
				Place: 25	12	10*	5T	4	6	11
12	930	Dallas Hale	WOGA	Diff: 4.500	4.400	4.100	4.600	4.600	4.100	
				Exec: 9.250	7.700	7.700	9.650	8.950	8.200	
				ND:						
				Final: 13.750	12.100	11.800	14.250	13.550	12.300	77.750
				Place: 6	11	22	12T	6	12*	12
13	866	Zac Tiderman	OMEGA Gym	Diff: 4.500	3.500	4.100	4.800	3.800	4.100	
				Exec: 9.200	6.300	8.900	9.700	8.600	8.200	
				ND:						
				Final: 13.700	9.800	13.000	14.500	12.400	12.300	75.700
				Place: 7	22	8	5T	22	12*	13
14T	942	TYLER Shimizu	West Coast	Diff: 4.400	4.900	3.800	4.000	4.200	3.600	
				Exec: 8.900	5.400	9.050	9.350	8.650	9.400	
				ND:						
				Final: 13.300	10.300	12.850	13.350	12.850	13.000	75.650
				Place: 12	21	12	20	17	4T	14T
14T	870	Alek Kuzmenchuk	Paragon NTC	Diff: 4.000	4.400	3.700	4.000	4.100	3.900	
				Exec: 8.650	8.700	8.000	9.250	8.950	8.000	
				ND:						
				Final: 12.650	13.100	11.700	13.250	13.050	11.900	75.650
				Place: 20	2	25	23T	13	15T	14T
16	798	Major Bain	GymTek	Diff: 3.800	3.800	3.700	5.000	3.400	3.300	
				Exec: 8.650	8.800	8.350	9.250	9.200	8.600	
				ND:		-0.300	-0.300			
				Final: 12.450	12.600	11.750	13.950	12.600	11.900	75.250
				Place: 23	6T	23T	16	19T	15T	16
17	868	Zachary English	Palmetto Gym	Diff: 4.300	3.000	4.100	4.000	4.400	3.400	
				Exec: 8.200	8.450	8.000	9.150	9.350	8.900	
				ND:			-0.100			
				Final: 12.500	11.450	12.100	13.050	13.750	12.300	75.150
				Place: 22	14T	18T	25	2*	12T	17
18	805	Zachary Patrick	Gymstrada	Diff: 3.900	3.700	3.800	4.200	3.800	3.200	
				Exec: 9.100	7.500	8.600	9.300	9.100	8.600	
				ND:						
				Final: 13.000	11.200	12.400	13.500	12.900	11.800	74.800
				Place: 15T	17	16	18	16	18T	18
19	848	Dante Hays	Metropolitan	Diff: 4.000	3.700	3.700	4.000	3.800	3.500	
				Exec: 9.000	7.750	8.800	9.400	7.700	9.000	
				ND:			-0.100			
				Final: 13.000	11.450	12.500	13.300	11.500	12.500	74.250
				Place: 15T	14T	15	21T	26	11	19
20	769	Dylan Thomas	EnRich Gym	Diff: 4.300	3.700	4.400	5.000	3.900	3.600	
				Exec: 8.800	6.900	7.700	9.500	7.650	7.700	
				ND:						
				Final: 13.100	10.600	12.100	14.500	11.550	11.300	73.150
				Place: 14	19T	18T	5T	25	21T	20

2019 Men's JO Nationals

Meet Results







May 2-5, 2019

Page: 3

Printed: 5/2/2019 8:53:24 PM

Men / 10 / 16 yrs

Session: 3J

Rank	Num	Name	Gym							AA
21	774	Javier Alfonso	Florida GTC	Diff: 4.500 Exec: 8.400 ND: -0.100 Final: 12.800 Place: 18	3.500 6.250 _____ 9.750 23	4.300 7.650 _____ 11.950 20T	5.000 9.350 -0.100 14.250 12T	4.300 8.700 _____ 13.000 14*	3.800 7.500 _____ 11.300 21T	73.050 21
22	818	Michael Artlip	Houston Gym Center	Diff: 4.600 Exec: 8.950 ND: _____ Final: 13.550 Place: 8T	4.100 5.250 _____ 9.350 24	3.800 8.150 _____ 11.950 20T	5.200 9.450 -0.100 14.550 4	3.900 8.650 _____ 12.550 21	3.800 7.000 _____ 10.800 25	72.750 22
23	912	Justin Smith	Sun Country	Diff: 3.900 Exec: 7.600 ND: _____ Final: 11.500 Place: 26	3.900 6.700 _____ 10.600 19T	4.000 8.200 _____ 12.200 17	4.000 9.300 _____ 13.300 21T	4.300 8.850 _____ 13.150 12	3.800 8.000 _____ 11.800 18T	72.550 23
24	823	Jack Bono	International OH	Diff: 4.500 Exec: 8.850 ND: _____ Final: 13.350 Place: 10T	3.400 5.650 _____ 9.050 25	4.000 7.600 _____ 11.600 26	5.000 9.200 _____ 14.200 14	3.800 9.000 _____ 12.800 18	3.900 7.500 _____ 11.400 20	72.400 24
25	907	Benjamin Brown-Proctor	Suffield Gym	Diff: 4.300 Exec: 8.450 ND: _____ Final: 12.750 Place: 19	3.400 8.000 _____ 11.400 16	4.000 7.750 _____ 11.750 23T	4.000 9.350 -0.100 13.250 23T	3.500 8.700 _____ 12.200 23	3.600 7.400 _____ 11.000 24	72.350 25
26	810	Justin Derringer	Hayden's	Diff: 4.400 Exec: 7.950 ND: _____ Final: 12.350 Place: 24	3.800 5.100 _____ 8.900 26	4.300 8.250 _____ 12.550 14	4.000 8.500 -0.300 12.200 26	3.700 8.450 _____ 12.150 24	3.400 6.500 _____ 9.900 26	68.050 26